



# VENTILATION AND ACCESSORIES FOR ELECTRIC ENCLOSURES



**PKC PARTO KHAZEN CO.**

Teslakala.com

# TABLE OF CONTENTS



## VENTILATION

Pag. 4-16 ■ ■ ■



## HEATING

Pag. 17-22 ■ ■ ■



## CONTROL

Pag. 23-26 ■ ■ ■



## LIGHTING

Pag. 27-29 ■ ■ ■



## ACCESSORIES

Pag. 30-31 ■ ■ ■



## Filter Fans

High performance and fast mounting

### Modern design

A positive visual impact is given by the up-to-date design of the grills and the minimal external projection. All moulded parts are made of highly resistant and self-extinguishing ABS, UL94 VO grade. The standard color is RAL 7032. RAL 7035 is also available. On request and for substantial quantities, non standard colors are also available.

### Fast installation

Installation is fast thanks to the simple square cut-out on the enclosure panel and to the snap-in fixing system. No screws are needed. The snap-in fixing system can be used on panels with thickness in the range 1.2 - 2.4 mm. For different thickness, fixing can still be done with the screw kit included in each pack for this purpose.

### Wide range of air flow ratings

The range of air flow ratings goes from 24 to 630 m<sup>3</sup>/h. For all filter fans, default air flow direction is from the outside towards the inside of the enclosure. If needed the user can easily reverse the direction by simply re-assembling the fan in the opposite way (only on specified models).

### No interference outside the enclosure

5 mm is the maximum projection outside the enclosure. This means no problems during transportation and enclosure operational life, typical instead of the bigger and cumbersome traditional units.

### High reliability

Alfa Electric only uses the best quality ball bearing fans. They ensure a high efficiency and have an expected life of 30.000 working hours at an ambient temperature of 55°C. They are all designed to ensure a quick and safe electrical connection.

### Optimal enclosure protection

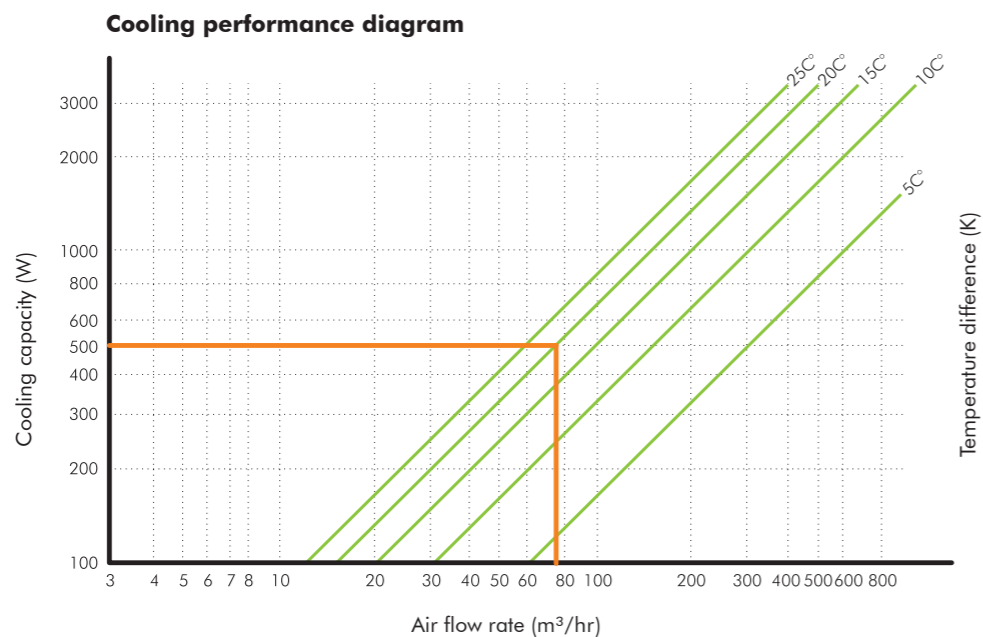
The special configuration of the grill, the self-adhesive gasket and the filter mat ensure an IP54 protection degree towards the enclosure.

### Power supply

Alfa Electric filter fans are available in the following AC supply voltages: 230V single-phase, 115V single-phase and 400V three-phase, all bi-frequency 50-60 Hz. In addition, 24 and 48VDC versions are available up to 230 m<sup>3</sup>/h. On request they can also be available with other rated voltages not shown in this catalogue.

### Filter units

To achieve optimal cooling air circulation, filter fans are used together with filter units. Filter units are available in four different sizes and have the same design of the external part of a filter fan.

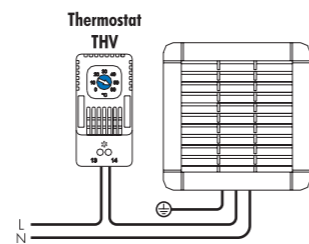


### Example:

Waste heat to be removed 500W  
Temperature difference 20K  
Air flow required 78m<sup>3</sup>/hr

Filter fan unit solution: n. 1 ALFA2300BP  
+  
n. 1 ALFA2000BP

When selecting a Filter Fan unit, always keep a margin of at least 10% to compensate for any air flow decay due to filter mat clogging.



## ALFAA5




Features	Unit	ALFAA000BP	ALFAA500BP	ALFAA510BP	ALFAA512BP	ALFAA524BP
Air flow rate (free blow)	m <sup>3</sup> /h	-	24(28)			24
Flow rate with exit filter	m <sup>3</sup> /h	-	14(17)			14
Power supply	V/Hz	-	230/50-60	115/50-60	12DC	24DC
Dimensions HxWxD	mm	114x114x17	114x114x57			114x114x45
Power consumption	W	-	13(12)		3	4
Current consumption	A	-	0.10(0.08)	0.14(0.12)	0.25	0.16
Overcurrent protection	-	-			impedance	
Electric connection	-	-	faston 2.8x0.5 mm		2-pole terminal 1.5 mm <sup>2</sup>	
Duty cycle	-	-			100%	
Operating temperature	°C	-			-10/+70	
Protection degree/class	-	IP54			IP54/Class I	
Noise level	dB(A)	-	30(35)			35
Flow direction	-	-			outside-in	
Bearing	-	-			ball	
Filter mat (Eurovent)	-	-			EU2	
Service life (at 40°C)	hr	-			50,000	
Material	-	-	ABS UL94V-0 Color RAL7032			
Wall thickness	mm	-	1.2-2.4			
Gasket	-	-	self-adhesive			
Weight (with packaging)	kg	0.06(0.10)	0.38(0.43)			0.18(0.23)
Package dimensions	mm	120x120x20	120x120x60			
Mounting	-	-	Fast Clip-on			
Conformity/Approvals	-	-	CE			

### Versions

UL File n. E301228	ALFAA000BPU	ALFAA500BPU	ALFAA510BPU	ALFAA512BPU	ALFAA524BPU
RAL7035 - Code ending			B		
EMC - Code ending			M		
Reverse flow - Code ending	-			PR	

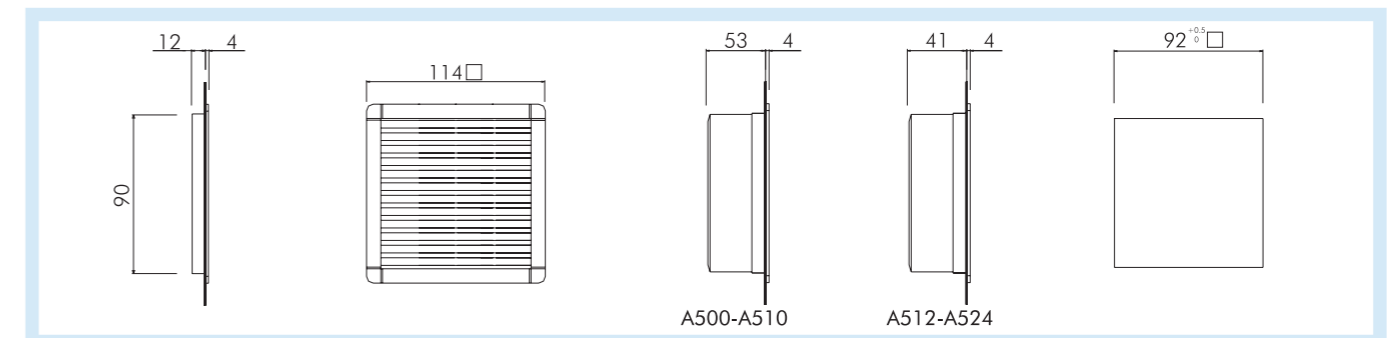
### Accessories

Filter mat, standard type		ALFAFBP00
Filter mat, high efficiency		ALFAFBP00X
Thermostat, NO contact	-	THV02



### TIP

If possible it is better to use the units with the air flow from the outside to the enclosure inside. The slight pressurization of the panel prevents dust from getting through any openings.





### ALFA15 - ALFA16



Features	Unit	ALFA1000BP	ALFA1600BP	ALFA1610BP	ALFA1524BPT	ALFA1548BPT
Air flow rate (free blow)	m³/h	-	55(60)		55	
Flow rate with exit filter	m³/h	-	40(45)		40	
Power supply	V/Hz	-	230/50-60	115/50-60	24DC	48DC
Dimensions HxWxD	mm	150x150x28	150x150x77			
Power consumption	W	-	22(21)		9	13
Current consumption	A	-	0.14(0.12)	0.26(0.24)	0.37	0.27
Overcurrent protection	-	-	impedance			
Electric connection	-	-	faston 2.8x0.5 mm		2-pole terminal 1.5 mm²	
Duty cycle	-	-	100%			
Operating temperature	°C	-	-10/+70			
Protection degree/class	-	IP54	IP54/Class I			
Noise level	dB(A)	-	43(49)		45	
Flow direction	-	-	outside-in			
Bearing	-	-	ball			
Filter mat (Eurovent)	-	-	EU3			
Service life (at 40°C)	hr	-	50,000			
Material	-	-	ABS UL94V-0 Color RAL7032			
Wall thickness	mm	-	1.2-2.4			
Gasket	-	-	self-adhesive			
Weight (with packaging)	kg	0.16(0.21)	0.78(0.85)		0.47(0.54)	
Package dimensions	mm	165x165x45	165x165x85			
Mounting	-	-	Fast Clip-on			
Conformity/Approvals	-	-	CE			

#### Versions

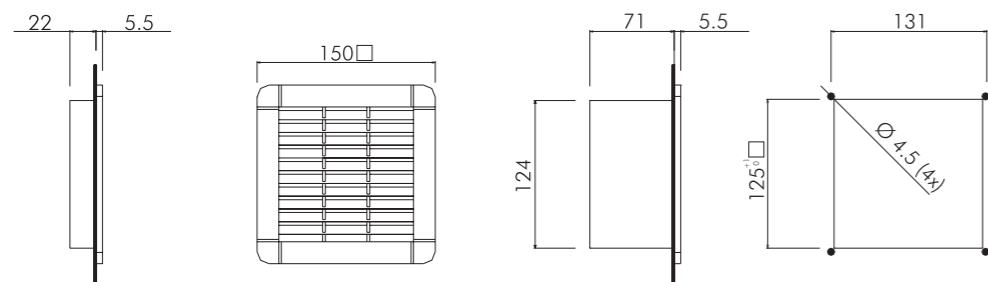
UL File n. E301228	ALFA1000BPU	ALFA1600BPU	ALFA1610BPU	ALFA1524BPTU	ALFA1548BPTU
RAL7035 - Code ending			B		
EMC - Code ending			M		
Reverse flow - Code ending	-			PR	

#### Accessories

Filter mat, standard type		ALFAFBP10
Filter mat, high efficiency		ALFAFBP10X
Thermostat, NO contact	-	THV02
Power cord 1m	-	SPINOTTOA2-10

#### TIP

If you are using the high filtering capacity filter mat remember that air flow rate will decrease.



### ALFAB5



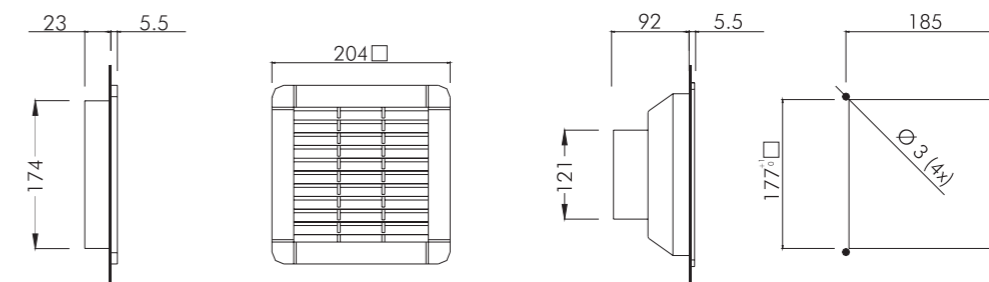
Features	Unit	ALFAB000BP	ALFAB500BP	ALFAB510BP	ALFAB524BPT	ALFAB548BPT
Air flow rate (free blow)	m³/h	-	100(110)		100	
Flow rate with exit filter	m³/h	-	75(90)		75	
Power supply	V/Hz	-	230/50-60	115/50-60	24DC	48DC
Dimensions HxWxD	mm	204x204x30	204x204x98			
Power consumption	W	-	22(21)		9	13
Current consumption	A	-	0.14(0.12)	0.26(0.24)	0.37	0.27
Overcurrent protection	-	-	impedance			
Electric connection	-	-	faston 2.8x0.5 mm		2-pole terminal 1.5 mm²	
Duty cycle	-	-	100%			
Operating temperature	°C	-	-10/+70			
Protection degree/class	-	IP54	IP54/Class I			
Noise level	dB(A)	-	43(49)		45	
Flow direction	-	-	outside-in			
Bearing	-	-	ball			
Filter mat (Eurovent)	-	-	EU3			
Service life (at 40°C)	hr	-	50,000			
Material	-	-	ABS UL94V-0 Color RAL7032			
Wall thickness	mm	-	1.2-2.4			
Gasket	-	-	self-adhesive			
Weight (with packaging)	kg	0.26(0.36)	1.00(1.20)		0.70(0.90)	
Package dimensions	mm	280x260x40	270x270x130			
Mounting	-	-	Fast Clip-on			
Conformity/Approvals	-	-	CE			

#### Versions

UL File n. E301228	ALFAB000BPU	ALFAB500BPU	ALFAB510BPU	ALFAB524BPTU	ALFAB548BPTU
RAL7035 - Code ending			B		
EMC - Code ending			M		
Reverse flow - Code ending	-			PR	

#### Accessories

Filter mat, standard type		ALFAFBPBO
Filter mat, high efficiency		ALFAFBPBOX
Thermostat 0-60°C, N. Open	-	THV02
Power cord 1m	-	SPINOTTOA2-10





## ALFAB6



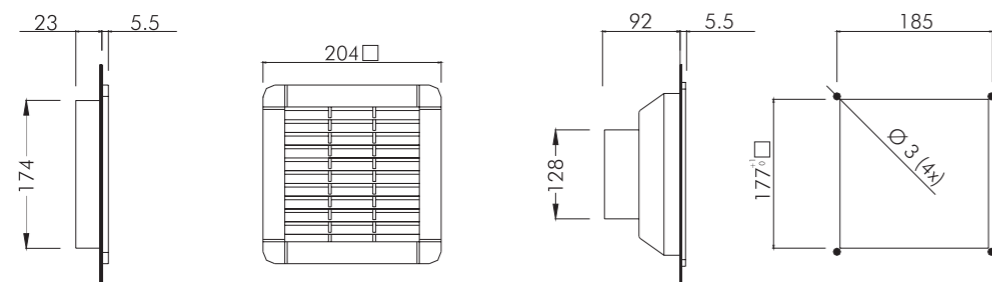
Features	Unit	ALFAB000BP	ALFAB600BP	ALFAB610BP	ALFAB624BPT	ALFAB648BPT
Air flow rate (free blow)	m <sup>3</sup> /h	-	110(120)		110	
Flow rate with exit filter	m <sup>3</sup> /h	-	80(95)		80	
Power supply	V/Hz	-	230/50-60	115/50-60	24DC	48DC
Dimensions HxWxD	mm	204x204x30	204x204x98			
Power consumption	W	-	24(23)		9	13
Current consumption	A	-	0.15(0.13)	0.30(0.26)	0.37	0.27
Overcurrent protection	-	-	impedance			
Electric connection	-	-	faston 2.8x0.5 mm	2-pole terminal 1.5 mm <sup>2</sup>		
Duty cycle	-	-	100%			
Operating temperature	°C	-	-10/+70			
Protection degree/class	-	IP54	IP54/Class I			
Noise level	dB(A)	-	43(49)		45	
Flow direction	-	-	outside-in			
Bearing	-	-	ball			
Filter mat (Eurovent)	-	-	EU3			
Service life (at 40°C)	hr	-	50,000			
Material	-	-	ABS UL94V-0 Color RAL7032			
Wall thickness	mm	-	1.2-2.4			
Gasket	-	-	self-adhesive			
Weight (with packaging)	kg	0.26(0.36)	0.95(1.15)		0.65(0.85)	
Package dimensions	mm	280x260x40	270x270x130			
Mounting	-	-	Fast Clip-on			
Conformity/Approvals	-	-	CE			

### Versions

UL File n. E301228	ALFAB000BPU	ALFAB600BPU	ALFAB610BPU	-	-
RAL7035 - Code ending			B		
EMC - Code ending			M		
Reverse flow - Code ending	-			PR	

### Accessories

Filter mat, standard type		ALFAFBPBO
Filter mat, high efficiency		ALFAFBPBOX
Thermostat 0-60°C, N. Open	-	THV02
Power cord 1m	-	SPINOTTOA2-10



## ALFA23



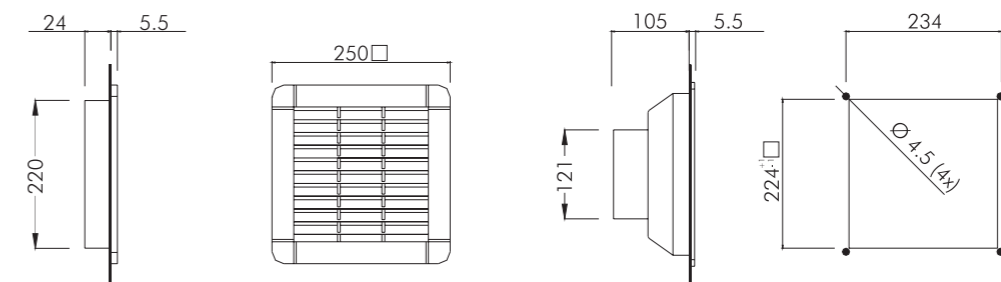
Features	Unit	ALFA2000BP	ALFA2300BP	ALFA2310BP	ALFA2324BPT	ALFA2348BPT
Air flow rate (free blow)	m <sup>3</sup> /h	-	105(120)		105	
Flow rate with exit filter	m <sup>3</sup> /h	-	80(95)		80	
Power supply	V/Hz	-	230/50-60	115/50-60	24DC	48DC
Dimensions HxWxD	mm	250x250x30	250x250x111			
Power consumption	W	-	22(21)		9	13
Current consumption	A	-	0.14(0.12)	0.26(0.24)	0.37	0.27
Overcurrent protection	-	-	impedance			
Electric connection	-	-	faston 2.8x0.5 mm	2-pole terminal 1.5 mm <sup>2</sup>		
Duty cycle	-	-	100%			
Operating temperature	°C	-	-10/+70			
Protection degree/class	-	IP54	IP54/Class I			
Noise level	dB(A)	-	43(49)		45	
Flow direction	-	-	outside-in			
Bearing	-	-	ball			
Filter mat (Eurovent)	-	-	EU3			
Service life (at 40°C)	hr	-	50,000			
Material	-	-	ABS UL94V-0 Color RAL7032			
Wall thickness	mm	-	1.2-2.4			
Gasket	-	-	self-adhesive			
Weight (with packaging)	kg	0.42(0.52)	1.20(1.40)		0.90(1.10)	
Package dimensions	mm	280x260x40	270x270x130			
Mounting	-	-	Fast Clip-on			
Conformity/Approvals	-	-	CE			

### Versions

UL File n. E301228	ALFA2000BPU	ALFA2300BPU	ALFA2310BPU	ALFA2324BPTU	ALFA2348BPTU
RAL7035 - Code ending			B		
EMC - Code ending			M		
Reverse flow - Code ending	-			PR	

### Accessories

Filter mat, standard type		ALFAFBP20
Filter mat, high efficiency		ALFAFBP20X
Thermostat 0-60°C, N. Open	-	THV02
Power cord 1m	-	SPINOTTOA2-10



### TIP

DC powered filter fan units can be the best way to prevent EMC interference to monitors and other sensitive equipment inside the enclosure.



### ALFA24



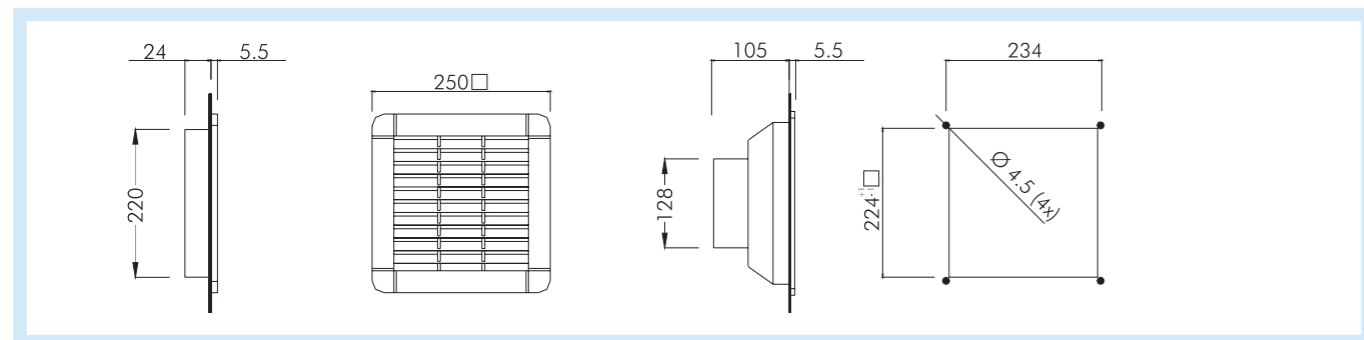
Features	Unit	ALFA2000BP	ALFA2400BP	ALFA2410BP	ALFA2424BPT	ALFA2448BPT
Air flow rate (free blow)	m³/h	-	120(130)		120	
Flow rate with exit filter	m³/h	-	95(105)		95	
Power supply	V/Hz	-	230/50-60	115/50-60	24DC	48DC
Dimensions HxWxD	mm	250x250x30	250x250x111			
Power consumption	W	-	24(23)		9	13
Current consumption	A	-	0.15(0.13)	0.30(0.26)	0.37	0.27
Overcurrent protection	-	-	impedance			
Electric connection	-	-	faston 2.8x0.5 mm	2-pole terminal 1.5 mm²		
Duty cycle	-	-	100%			
Operating temperature	°C	-	-10/+70			
Protection degree/class	-	IP54	IP54/Class I			
Noise level	dB(A)	-	43(49)		45	
Flow direction	-	-	outside-in			
Bearing	-	-	ball			
Filter mat (Eurovent)	-	-	EU3			
Service life (at 40°C)	hr	-	50,000			
Material	-	-	ABS UL94V-0 Color RAL7032			
Wall thickness	mm	-	1.2-2.4			
Gasket	-	-	self-adhesive			
Weight (with packaging)	kg	0.42(0.52)	1.25(1.45)		0.95(1.15)	
Package dimensions	mm	280x260x40	270x270x130			
Mounting	-	-	Fast Clip-on			
Conformity/Approvals	-	-	CE			

#### Versions

UL File n. E301228	ALFA2000BPU	ALFA2400BPU	ALFA2410BPU	-	-
RAL7035 - Code ending			B		
EMC - Code ending			M		
Reverse flow - Code ending	-			PR	

#### Accessories

Filter mat, standard type		ALFAFBP20
Filter mat, high efficiency		ALFAFBP20X
Thermostat 0-60°C, N. Open	-	THV02
Power cord 1m	-	SPINOTTOA2-10



### ALFA25 - ALFA26



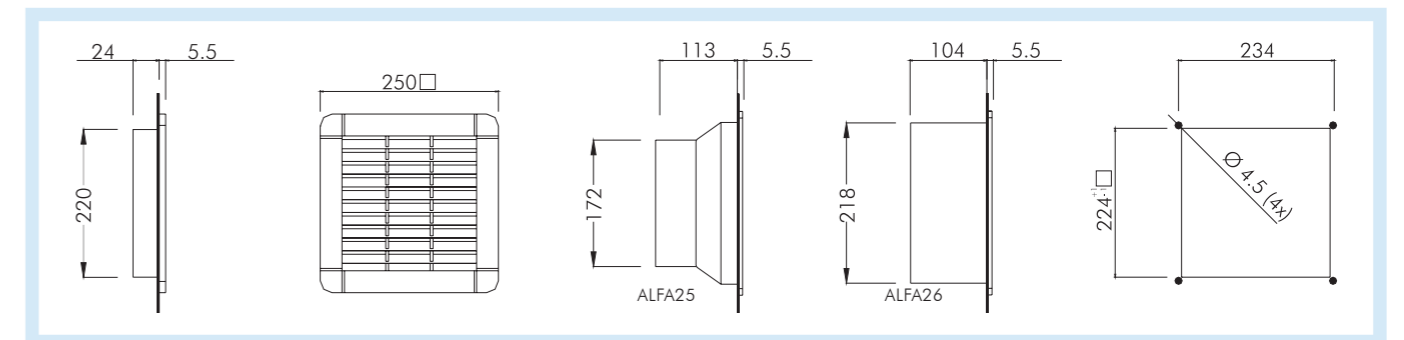
Features	Unit	ALFA2000BP	ALFA2500BP	ALFA2510BP	ALFA2524BPT	ALFA2548BPT	ALFA2600BP	ALFA2610BP	ALFA2640BP
Air flow rate (free blow)	m³/h	-	230(260)		230		370(400)		
Flow rate with exit filter	m³/h	-	180(210)		180		250(270)		
Power supply	V/Hz	-	230/50-60	115/50-60	24DC	48DC	230/50-60	115/50-60	400/50-60
Dimensions HxWxD	mm	250x250x30	250x250x119				250x250x110		
Power consumption	W	-	40(38)		26	33	70(90)		60(70)
Current consumption	A	-	0.17(0.16)	0.34(0.32)	1.08	0.68	0.40(0.38)	0.80(0.76)	0.18(0.15)
Overcurrent protection	-	-	thermal		impedance		thermal		
Electric connection	-	-	3-pole terminal 2.5 mm²				4-pole terminal 1.5 mm²		
Duty cycle	-	-	100%						
Operating temperature	°C	-	-10/+70						
Protection degree/class	-	IP54	IP54/Class I						
Noise level	dB(A)	-	53(58)		61		65(68)		
Flow direction	-	-	outside-in						
Bearing	-	-	ball						
Filter mat (Eurovent)	-	-	EU3						
Service life (at 40°C)	hr	-	50,000						
Material	-	-	ABS UL94V-0 Color RAL7032						
Wall thickness	mm	-	1.2-2.4						
Gasket	-	-	self-adhesive						
Weight (with packaging)	kg	0.42(0.52)	1.60(1.80)		1.20(1.40)		2.50(2.70)		
Package dimensions	mm	280x260x40	270x270x130						
Mounting	-	-	Fast Clip-on						
Conformity/Approvals	-	-	CE						

#### Versions

UL File n. E301228	ALFA2000BPU	ALFA2500BPU	ALFA2510BPU	ALFA2524BPTU	ALFA2548BPTU	ALFA2600BPU	ALFA2610BPU	-
RAL7035 - Code ending					B			
EMC - Code ending					M			
Reverse flow - Code ending	-					PR		

#### Accessories

Filter mat, standard type		ALFAFBP20
Filter mat, high efficiency		ALFAFBP20X
Thermostat 0-60°C, N. Open	-	THV02





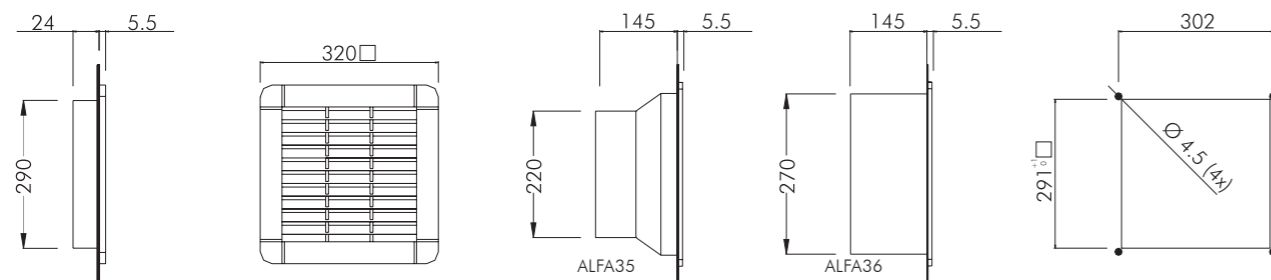
### ALFA35 - ALFA36



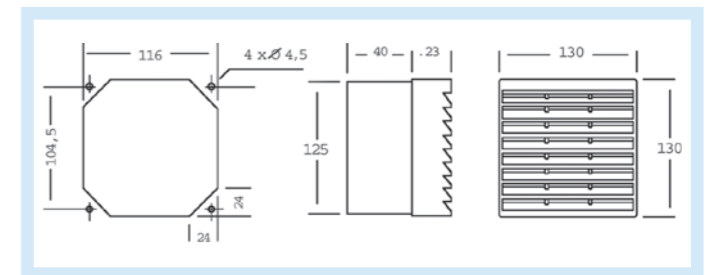
Features	Unit	ALFA3000BP	ALFA3500BP	ALFA3510BP	ALFA3540BP	ALFA3600BP	ALFA3610BP
Air flow rate (free blow)	m <sup>3</sup> /h	-	500(570)			630(700)	
Flow rate with exit filter	m <sup>3</sup> /h	-	370(410)			470(520)	
Power supply	V/Hz	-	230/50-60	115/50-60	400/50-60	230/50-60	115/50-60
Dimensions HxWxD	mm	325x325x30	325x325x151				
Power consumption	W	-	70(90)		60(70)		130(180)
Current consumption	A	-	0.40(0.38)	0.80(0.76)	0.18(0.15)	0.55(0.81)	1.10(1.62)
Overcurrent protection	-	-	thermal				
Electric connection	-	-	3-pole terminal 2.5 mm <sup>2</sup>			4-pole terminal 1.5 mm <sup>2</sup>	
Duty cycle	-	-	100%				
Operating temperature	°C	-	-10/+70				
Protection degree/class	-	IP54	IP54/Class I				
Noise level	dB(A)	-	65(68)		72(73)		
Flow direction	-	-	outside-in				
Bearing	-	-	ball				
Filter mat (Eurovent)	-	-	EU3				
Service life (at 40°C)	hr	-	50,000				
Material	-	-	ABS UL94V-0 Color RAL7032				
Wall thickness	mm	-	1.2-2.4				
Gasket	-	-	self-adhesive				
Weight (with packaging)	kg	0.64(0.78)	3.00(3.25)		3.65(3.90)		
Package dimensions	mm	340x330x45	330x330x155				
Mounting	-	-	Fast Clip-on				
Conformity/Approvals	-	-	CE				

Versions	ALFA3000BPU	ALFA3500BPU	ALFA3510BPU			
UL File n. E301228						
RAL7035 - Code ending					B	
EMC - Code ending					M	
Reverse flow - Code ending						PR

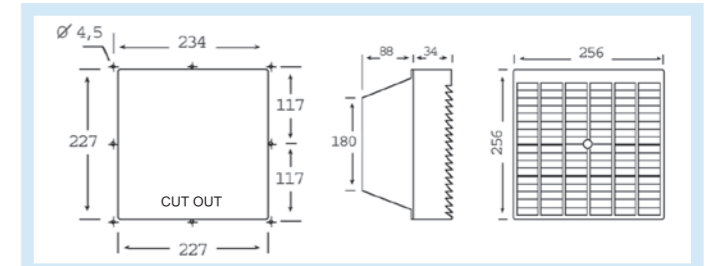

Accessories		
Filter mat, standard type		ALFAFBP30
Filter mat, high efficiency		ALFAFBP30X
Thermostat 0-60°C, N. Open		THV02



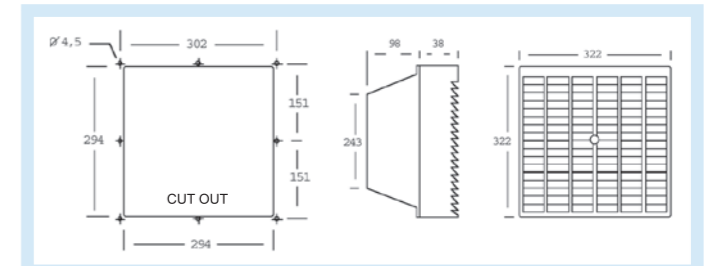

### ALFA 1000 series



### ALFA 2000 series



### ALFA 3000 series



Model	Description	Voltage (V)	Frequency (Hz)	Power (W)	Absorbed current (A)	Noise level dB (A)	Filter fan air volume free blowing m <sup>3</sup> /h	Filter fan air volume with exit filter **m <sup>3</sup> /h
ALFA 1000 AP	Filter 130x130							
ALFA 1524 APT	Filter fan 130x130	24 DC		9	0.37	47	55	40
ALFA 1548 APT	Filter fan 130x130	48 DC		13	0.27	47	55	40
ALFA 1600 AP	Filter fan 130x130	230	50/60	19/18	0.14/0.12	46/50	55/60	40/45
ALFA 1610 AP	Filter fan 130x130	115	50/60	19/18	0.25/0.19	46/50	55/60	40/45
ALFA 2000 AP	Filter 256x256							
ALFA 2324 APT	Filter fan 256x256	24 DC		9	0.37	47	105	80
ALFA 2348 APT	Filter fan 256x256	48DC		13	0.27	47	105	80
ALFA 2400 AP	Filter fan 256x256	230	50/60	19/18	0.14/0.12	47/53	120/130	95/105
ALFA 2410 AP	Filter fan 256x256	115	50/60	19/18	0.25/0.19	47/53	120/130	95/105
ALFA 2500 AP	Filter fan 256x256	230	50/60	40/38	0.30/0.27	56/58	230/260	175/200
ALFA 2510 AP	Filter fan 256x256	115	50/60	40/38	0.60/0.55	56/58	230/260	175/200
ALFA 2524 APT	Filter fan 256x256	24 DC		22	1.08	56	230	175
ALFA 2548 APT	Filter fan 256x256	48 DC		33	0.68	56	230	175
ALFA 3000 AP	Filter 325x325							
ALFA 3500 AP	Filter fan 325x325	230	50/60	70/90	0.40/0.38	65/68	480/530	350/380
ALFA 3510 AP	Filter fan 325x325	115	50/60	70/90	0.80/0.76	65/68	480/530	350/380
ALFA 3540 AP	Filter fan 325x325	400-3	50/60	60/70	0.18/0.15	65/68	500/550	350/380

\*\*Jointed an exit filter of equal dimension

TECHNICAL FEATURES: products comply with directives 73/23/EEC and 89/336/EEC; ball bearing axial fans marked CE (some models available with UL and CSA approval); plastic material self-extinguish ABS V0 RAL 7032/7035 black on request; high efficiency dust filters made of self-extinguish acrylic fibre; protection degree IP54.



### ALFATORR ROOF FAN AND VENT



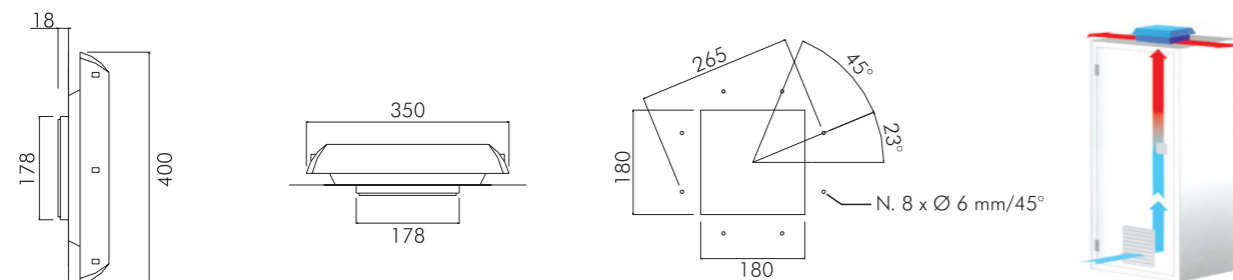
Features	Unit	ALFATORR	ALFATORR0600	ALFATORR0610	ALFATORR0860	ALFATORR0861	ALFATORR1000	ALFATORR1010
Air flow rate (free blow)	m <sup>3</sup> /h	-	600(625)	860(950)	1,000(1,050)			
Flow rate with inlet filter	m <sup>3</sup> /h	-	430(450)	580(640)	700(720)			
Power supply	V/Hz	-	230/50-60	115/50-60	230/50-60	115/50-60	230/50-60	115/50-60
Dimensions HxWxD	mm	400x350x102	400x350x102					
Power consumption	W	-	70(90)	85(115)	120(170)			
Current consumption	A	-	0.32(0.40)	0.64(0.80)	0.43(0.50)	0.86(1.00)	0.50(0.75)	1.00(1.50)
Overcurrent protection	-	-	thermal					
Electric connection	-	-	4-pole terminal 2.5 mm <sup>2</sup>					
Duty cycle	-	-	100%					
Operating temperature	°C	-	-10/+70					
Protection degree enclosure side	-	-	IP44					
Protection class	-	-	Class I					
Noise level	dB(A)	-	64(65)	72(73)				
Flow direction	-	-	inside-out					
Bearing	-	-	ball					
Service life (at 40°C)	hr	-	50,000					
Material	-	-	ABS UL94V-0 Color RAL7032					
Gasket	-	-	Polythene					
Weight (with packaging)	kg	2.30(2.50)	3.65(3.85)	4.00(4.20)	4.75(4.95)			
Package dimensions	mm	410x360x130						
Mounting	-	Screws						
Conformity/Approvals	-	CE						

#### Versions

UL File n. E301228	ALFATORRU	ALFATORR0600U	ALFATORR0610U	ALFATORR0860U	ALFATORR0861U	-
RAL7035 - Code ending				B		
EMC - Code ending		M				

#### Accessories

Thermostat 0-60°C, N. Open	-	THV02
Grill with filter mat		ALFA3000BP



### ALFATORR14 ROOF FANS



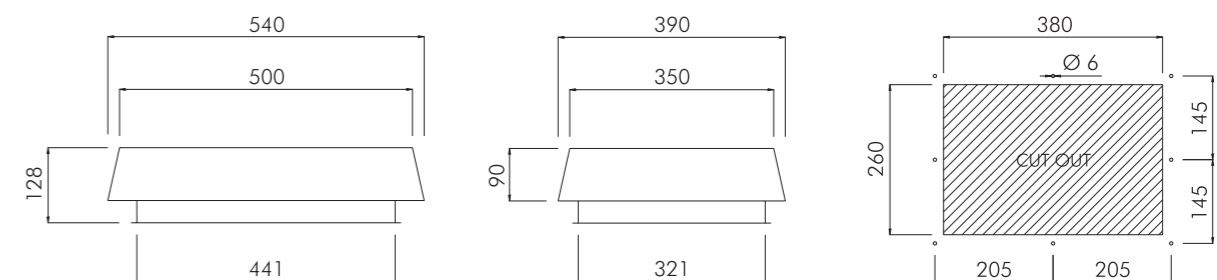
Features	Unit	ALFATORR1450	ALFATORR1451
Air flow rate (free blow)	m <sup>3</sup> /h	1500/(1550)	1500/(1550)
Flow rate with filter fan	m <sup>3</sup> /h	900/(950)	900/(950)
Power supply	V/Hz	230-50/60	115-50/60
Dimensions HxWxD	mm	540x390x128	540x390x128
Power consumption	W	160/(215)	160/(215)
Current consumption	A	0.70/(0.98)	1.40(1.96)
Overcurrent protection	-	thermal	thermal
Electric connection	-	4-pole terminal	4-pole terminal
Duty cycle	-	100%	100%
Operating temperature	°C	-20/+50	-20/+50
Protection degree enclosure side/class	-	IP44/Class I	IP44/Class I
Noise level	dB(A)	74/(75)	74/(75)
Flow direction	-	inside-out	inside-out
Bearing	-	ball	ball
Service life (at 40°C)	hr	50,000	50,000
Material	-	metal	metal
Gasket	-	PVC	PVC
Weight (with packaging)	kg	11.3(12.3)	11.3(12.3)
Package dimensions	mm	550x400x140	550x400x140
Mounting	-	Screws	Screws
Conformity/Approvals	-	CE	

#### Versions

RAL7035 - Code ending	B	B

#### Accessories

Thermostat 0-60°C, N. Open	THV02	THV02
Grill with filter mat	ALFA3000BP	ALFA3000BP







### RACK

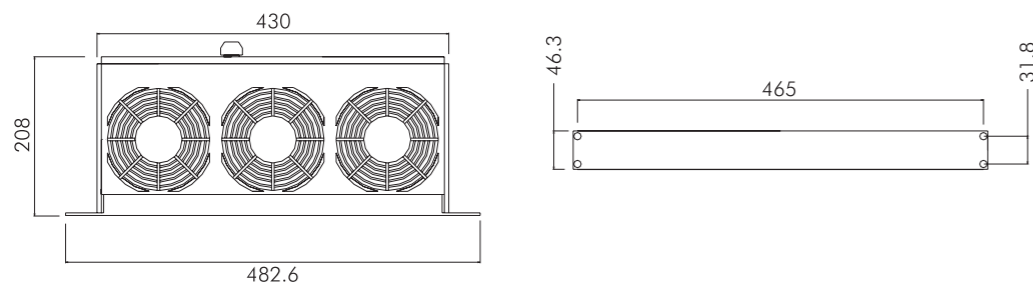
FAN TRAYS FOR 19" ENCLOSURES



Features	Unit	RACK0222	RACK0212	RACK0224	RACK0248	RACK0322	RACK0312	RACK0324	RACK0348
Air flow rate (free blow)	m <sup>3</sup> /h	300(360)		300		450(540)		450	
Power supply	V/Hz	230/50-60	115/50-60	24DC	48DC	230/50-60	115/50-60	24DC	48DC
Dimensions HxWxD	mm	482x44x208							
Power consumption	W	36(34)		18	28	54(51)		27	42
Current consumption	A	0.26(0.22)	0.48(0.36)	0.75	0.58	0.39(0.33)	0.72(1.08)	1.12	0.88
Overcurrent protection	-	impedance							
Electric connection	-	3-pole terminal 2.5 mm <sup>2</sup>							
Duty cycle	-	100%							
Operating temperature	°C	-10/+70							
Protection degree/class	-	IP30/Class I							
Noise level	dB(A)	51(52)							
Flow direction	-	bottom to top							
Bearing	-	ball							
Service life (at 40°C)	hr	50,000							
Material	-	PC-ABS UL94V-0 Color RAL7035							
Weight (with packaging)	kg	2.10(2.30)		1.60(1.80)		2.60(2.80)		1.85(2.05)	
Package dimensions	mm	510x220x65							
Mounting	-	Screws							
Conformity/Approvals	-	CE							

#### Accessories

Thermostat 0-60°C, N. Open	THV02
----------------------------	-------



### AC fans



### DC fans

Code	m <sup>3</sup> /hr	Bearing	Power supply V/Hz	Connection	Dim. mm.
V1081BT230VAC	160	ball	220-240/50-60	fast-on	119x119x38
V1081BT115VAC	160	ball	110-120/50-60	fast-on	119x119x38
V1081BT24VAC	160	ball	24/50-60	fast-on	119x119x38
V1081BT48VAC	160	ball	48/50-60	fast-on	119x119x38
V1081ST230VAC	160	sleeve	220-240/50-60	fast-on	119x119x38
V1081ST115VAC	160	sleeve	110-120/50-60	fast-on	119x119x38
V1081ST24VAC	160	sleeve	24/50-60	fast-on	119x119x38
V1081ST48VAC	160	sleeve	48/50-60	fast-on	119x119x38
V1087BT230VAC	190	ball	220-240/50-60	fast-on	127x127x38
V1087BT115VAC	190	ball	110-120/50-60	fast-on	127x127x38
V108XBT230VAC	105	ball	220-240/50-60	fast-on	120x120x25
V108XBT115VAC	105	ball	110-120/50-60	fast-on	120x120x25
V108JCSW230VA	65	sleeve	220-240/50-60	wires	92x92x38
V108JCSW115VA	65	sleeve	110-120/50-60	wires	92x92x38
V108JCBT230VA	65	ball	220-240/50-60	fast-on	92x92x38
V108JCBT115VA	65	ball	110-120/50-60	fast-on	92x92x38
V108BBT230VAC	50	ball	220-240/50-60	fast-on	92x92x25
V108BBT115VAC	50	ball	110-120/50-60	fast-on	92x92x25
V108BST230VAC	50	sleeve	220-240/50-60	fast-on	92x92x25
V108BST115VAC	50	sleeve	110-120/50-60	fast-on	92x92x25
V108ABT230VAC	45	ball	220-240/50-60	fast-on	80x80x38
V108ABT115VAC	45	ball	110-120/50-60	fast-on	80x80x38
V108AST230VAC	45	sleeve	220-240/50-60	fast-on	80x80x38
V108AST115VAC	45	sleeve	110-120/50-60	fast-on	80x80x38
V108AXBT230VA	35	ball	220-240/50-60	fast-on	80x80x25
V108AXBT115VA	35	ball	110-120/50-60	fast-on	80x80x25
V108AXST230VA	35	sleeve	220-240/50-60	fast-on	80x80x25
V108AXST115VA	35	sleeve	110-120/50-60	fast-on	80x80x25
V108EXBT230VA	325	ball	220-240/50-60	fast-on	172x150x51
V108EXBT115VA	325	sleeve	110-120/50-60	fast-on	172x150x51
V108EXST230VA	325	sleeve	220-240/50-60	fast-on	172x150x51
V108EXST115VA	325	ball	110-120/50-60	fast-on	172x150x51
V108EXMBT230V	340	ball	220-240/50-60	fast-on	172x150x38
V108EXMBT115V	340	ball	110-120/50-60	fast-on	172x150x38
V108CBW230VA	350	ball	220-240/50-60	wires	162x150x55
V108CBW115VA	350	ball	110-120/50-60	wires	162x150x55
V108KBW230VAC	600	ball	220-240/50	wires	220x60
V108KBW115VAC	600	ball	110-120/50	wires	220x60
V108HHBT230VA	800	ball	220-240/50-60	fast-on	254x89
V108HHBT115VA	800	ball	110-120/50-60	fast-on	254x89

Code	m <sup>3</sup> /hr	Bearing	Power supply V/Hz	Connection	Dim. mm.
V108EXBW24VDC	460	ball	24 DC	wires	172x150x51
V108EXBW48VDC	460	ball	48 DC	wires	172x150x51
V1087BW24VDC	240	ball	24 DC	wires	127x127x38
V1087BW48VDC	240	ball	48 DC	wires	127x127x38
V1081BW12VDC	180	ball	12 DC	wires	119x119x38
V1081BW24VDC	180	ball	24 DC	wires	119x119x38
V1081BW48VDC	180	ball	48 DC	wires	119x119x38
V1081SW12VDC	180	sleeve	12 DC	wires	119x119x38
V1081SW24VDC	180	sleeve	24 DC	wires	119x119x38
V1081SW48VDC	180	sleeve	48 DC	wires	119x119x38
V108MBW12VDC	150	ball	12 DC	wires	120x120x25
V108MBW24VDC	150	ball	24 DC	wires	120x120x25
V108MSW12VDC	150	sleeve	12 DC	wires	120x120x25
V108MSW24VDC	150	sleeve	24 DC	wires	120x120x25
V108BBW24VDC	100	ball	24 DC	wires	92x92x25
V108DBW12VDC	65	ball	12 DC	wires	80x80x25
V108DBW24VDC	65	ball	24 DC	wires	80x80x25
V108DSW12VDC	65	sleeve	12 DC	wires	80x80x25
V108DSW24VDC	65	sleeve	24 DC	wires	80x80x25
V108FSW24VDC	35	sleeve	24 DC	wires	60x60x25
V108GBW24VDC	15	ball	24 DC	wires	40x40x20

Other articles available on demand

### ALFAKF



#### COMPACT FILTER UNITS

Suitable for direct screw mounting on axial fans. They can also be mounted with the fan inside the enclosure. The mounting holes have diameter Ø6.0-6.5 mm. The material is black ABS, self-extinguishing, according to UL94 V-O.

Code	Description	Dim. mm.	Pcs in 1 pack
ALFAKF060	Compact filter unit	60x60	1
ALFAKF080	Compact filter unit	80x80	1
ALFAKF092	Compact filter unit	92x92	1
ALFAKF120	Compact filter unit	120x120	1
ALFAKF150	Compact filter unit	150x150	1

### ALFAKR120



#### COMPACT FILTER UNITS - HIGH PERFORMANCE

Compact filter unit with reduced pressure drop. Filter media, steel or acrylic, is easy accessible and cleanable. Available in three versions:

Code	Description	Dim. mm.	Pcs per pack
ALFAKR120	Compact filter unit w/ standard filter mat	125x125x10	20
ALFAKR120R	Compact filter unit w/metallic filter mesh	125x125x10	20
ALFAKR120RF	Compact filter unit w/standard filter mat and metallic filter mesh	125x125x10	20

### SPINOTTO



#### FAN POWER CORDS

Suitable to all fast-on connection fans. Black cable with injection moulded straight plug for 2,8x0,5 mm pins.

Code	Description	Pcs in 1 pack
SPINOTTOA2-06	Straight power cord 600 mm.	1
SPINOTTOA2-10	Straight power cord 1000 mm.	1
SPINOTTOA2-20	Straight power cord 2000 mm.	1

### ALFAFBP



#### ALFAFBPx0 - Spare filter mats for filter fans

Standard filter mats for ALFAxxxxBP filter fans and filter only units. To keep high performance it is necessary to periodically check the level of filter mat clogging and, if necessary, replace it with a new one. These filters are made of self-extinguishing synthetic fibres with a progressive filtering capacity.

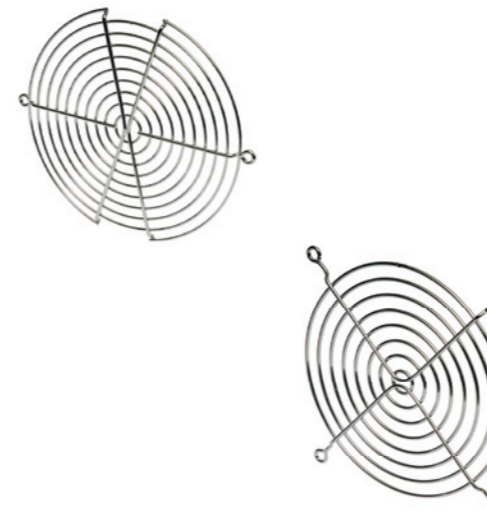
Code	Description	Pcs in 1 pack
ALFAFBPA0	Filter mat for ABPA000	10
ALFAFBP10	Filter mat for ABP1000	10
ALFAFBP00	Filter mat for ABPB000	10
ALFAFBP20	Filter mat for ABP2000	10
ALFAFBP30	Filter mat for ABP3000	10

#### ALFAFBPxOX - High efficiency spare filter mats for filter fans

High efficiency filter mats are used in is very fine dust environments. However, air flow rates is substantially reduced and should be accounted for when selecting the filter fan.

Code	Description	Pcs in 1 pack
ALFAFBPAOX	Filter mat for ABPA000, high efficiency	10
ALFAFBP1OX	Filter mat for ABP1000, high efficiency	10
ALFAFBPBOX	Filter mat for ABPB000, high efficiency	10
ALFAFBP2OX	Filter mat for ABP2000, high efficiency	10
ALFAFBP3OX	Filter mat for ABP3000, high efficiency	10

### ALFAGM



#### METALLIC PROTECTION GRILLS

Finger guard metallic protection grills for axial fans.

Range Ø 40-150 mm

Complying with international safety norms.

Code	Description	Dim. mm.	Pcs in 1 pack
ALFAGM040	Metallic finger protection grill	Ø 40	100
ALFAGM060	Metallic finger protection grill	Ø 60	100
ALFAGM080	Metallic finger protection grill	Ø 80	100
ALFAGM092	Metallic finger protection grill	Ø 92	100
ALFAGM120	Metallic finger protection grill	Ø 120	100
ALFAGM127	Metallic finger protection grill	Ø 127	100
ALFAGM150	Metallic finger protection grill	Ø 150	100
ALFAGM220	Metallic finger protection grill	Ø 220	100
ALFAGM254	Metallic finger protection grill	Ø 254	100



## Anticondensation Heaters

### Application

Enclosure heaters are often necessary to prevent failures or corrosion caused by low temperatures or high humidity inside the enclosure. Such conditions are likely to occur when ambient temperature is low and the equipment inside the enclosure is not powered or fails to dissipate enough heat to keep enclosure temperature above the minimum threshold. Outdoor enclosures, for instance, are almost always in such conditions.

### Safety

According to the type of heater, surface temperature is limited either by a PTC or by an over temperature safety switch. This allows a safe operation and a self-adjusted heating power. All heaters are in Class II, except FSHT and FMHT series in Class I.

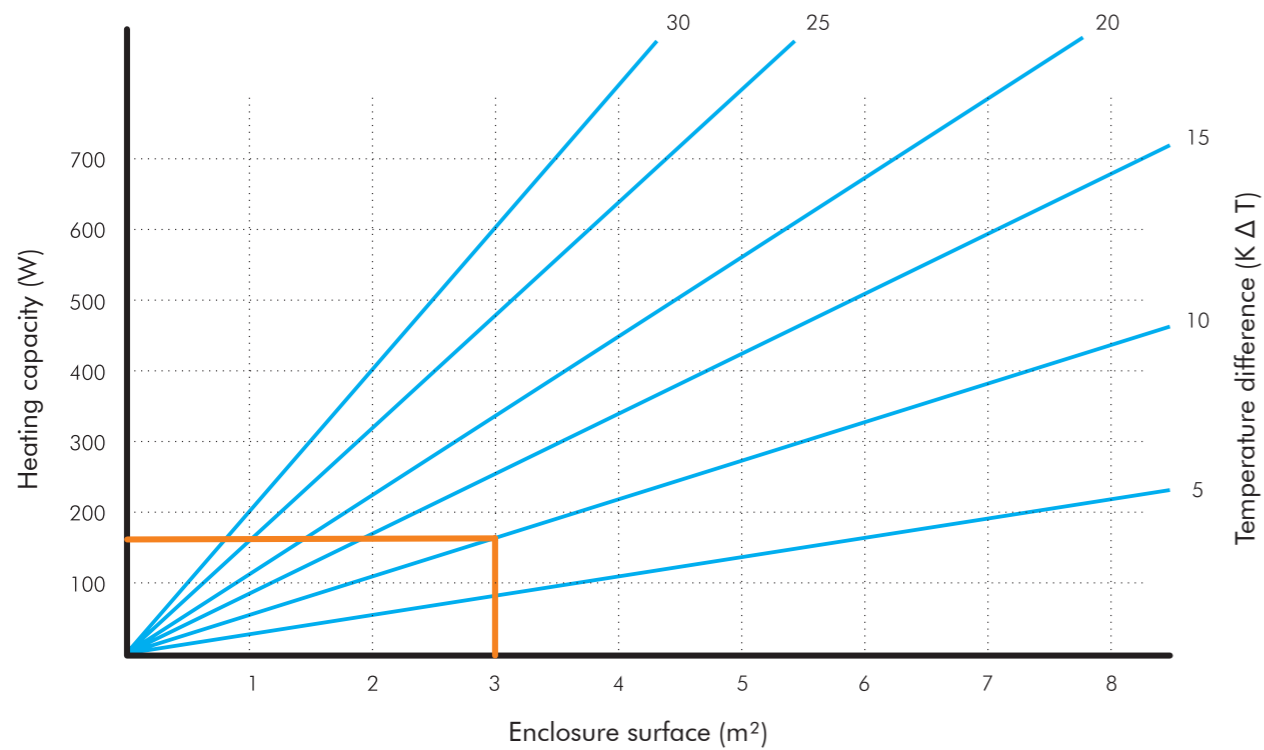
### Wide range of solutions

Alfa Electric offers a wide range of solutions, all for DIN rail mounting:  
 SHT – PTC heaters with connection on terminals, 25-150W  
 SHT/W – PTC heaters with wire connection, 15-50W  
 FSHT – Resistor heaters, fan assisted, 250-500W  
 MHT – PTC mini heaters, 5-30W  
 FMHT – PTC mini heaters, fan assisted, 75-230W

### Fast installation

Installation is fast and simple. All units are designed for fast mounting on 35mm DIN EN 50022 rail.

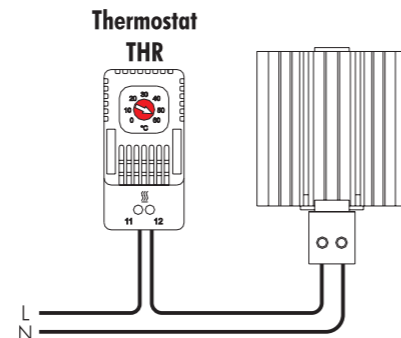
Anticondensation heaters selection diagram



### Example:

Enclosure surface 3m<sup>2</sup>  
 Temperature difference 10K  
 Heating capacity required 170W

Possible heater solutions:  
 n. 2 SHT100  
 n. 1 FSHT250  
 n. 1 FMHT230



## SHT

PTC HEATERS, TERMINAL CONNECTION

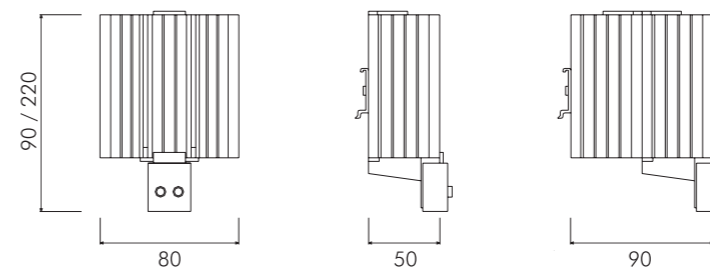


Features	Unit	SHT25	SHT50	SHT75	SHT100	SHT125	SHT150
Heating Capacity*	W	25	50	75	100	125	150
Power supply	V	110-250V AC or DC					
Max. current	A	2A	2A	4A	4A	6A	6A
Heating element type	-	PTC resistor, self regulating					
Electrical connections	-	2 screw terminals for stranded or rigid wire 2.5 mm <sup>2</sup>					
Protection class IEC	-	Class II					
Protection degree EN60529	-	IP20					
Operating temperature	°C (°F)	-45/+70 (-49/+158)					
Storage temperature	°C (°F)	-45/+70 (-49/+158)					
Radiator	-	Extruded aluminium profile, anodized					
Mounting	-	Clip for mounting on DIN rail 35 mm EN50022					
Installation position	-	Best efficiency in vertical position					
Dimensions HxWxD	mm	90x50x80	110x50x80	160x50x80	110x90x80	160x90x80	220x90x80
Weight	kg	0.25	0.30	0.45	0.50	0.85	1.1
Conformity	-	CE					

\*at 20°C (68°F) ambient temperature

### Accessories

Thermostat NC 0-60°C	THR02
Double thermostat NC 0-60°C NO 0-60°	THR22
Hygrothermostat 0-60°C 30-90%RH	ETUH22





### SHT W

PTC HEATERS, WIRE CONNECTION

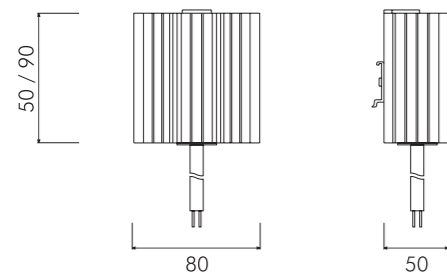


Features	Unit	SHT15W	SHT25W	SHT50W
Heating Capacity*	W	15	25	50
Power supply	V	110-250V AC or DC		
Max. current	A	2A	2A	2A
Heating element type	-	PTC resistor, self regulating		
Electrical connections	-	Silicon cable, 2x0.5 mm <sup>2</sup> , length 400 mm		
Protection class IEC	-	Class II		
Protection degree EN60529	-	IP20		
Operating temperature	°C (°F)	-45/+70 (-49/+158)		
Storage temperature	°C (°F)	-45/+70 (-49/+158)		
Radiator	-	Extruded aluminium profile, anodized		
Mounting	-	Clip for mounting on DIN rail 35 mm EN50022		
Installation position	-	Best efficiency in vertical position		
Dimensions HxWxD	mm	50x50x80	60x50x80	80x50x80
Cable length	mm	400	400	400
Weight	kg	0.20	0.24	0.29
Conformity	-	CE		

\*at 20°C (68°F) ambient temperature

#### Accessories

Thermostat NC 0-60°C	THR02
Double thermostat NC 0-60°C NO 0-60°	THR22
Hygrothermostat 0-60°C 30-90%RH	ETUH22



### FSHT

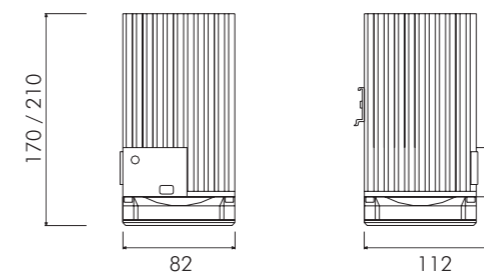
FAN ASSISTED, RESISTOR HEATERS



Features	Unit	FSHT250	FSHT251	FSHT500	FSHT501
Heating Capacity	W	250	250	500	500
Power supply	V/Hz	230/50-60	115/50-60	230/50-60	115/50-60
Max. current	A	1.2	2.4	2.4	4.8
Heating element type	-	Resistor			
Thermal protection	-	Thermal cut out fuse in case of fan failure			
Radiator	-	Extruded aluminium profile, anodized			
Axial fan	-	Ball bearing, service life 50.000 hrs at 25°C (77°F), air flow rate 35 m <sup>3</sup> /h, free flow			
Signalling	-	Green LED power ON			
Electrical connections	-	3 screw terminals for stranded or rigid wire 2.5 mm <sup>2</sup>			
Protection class IEC	-	Class I, earthed			
Protection degree EN60529	-	IP20			
Operating temperature	°C (°F)	-25/+70 (-13/+158)			
Storage temperature	°C (°F)	-25/+70 (-13/+158)			
Mounting	-	Clip for mounting on DIN rail 35 mm EN50022			
Installation position	-	Best performance with vertical installation			
Dimensions HxWxD	mm	170x112x82	170x112x82	210x112x82	210x112x82
Weight	kg	1.4	1.4	1.6	1.6
Conformity	-	CE			

#### Accessories

Thermostat NC 0-60°C	THR02
Double thermostat NC 0-60°C NO 0-60°	THR22
Hygrothermostat 0-60°C 30-90%RH	ETUH22





### MHT

COMPACT PTC HEATERS

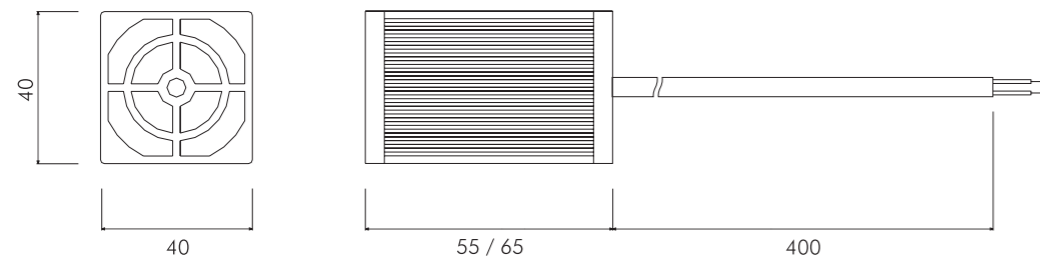


Features	Unit	MHT5	MHT15	MHT30
Heating Capacity*	W	5	15	30
Power supply	V	110-250V AC or DC		
Max. current	A	1.5	2A	2A
Heating element type	-	PTC resistor, self regulating		
Electrical connections	-	Silicon cable, 2x0,5 mm <sup>2</sup> , length 400 mm		
Protection class IEC	-	Class II		
Protection degree EN60529	-	IP20		
Operating temperature	°C (°F)	-45/+70 (-49/+158)		
Storage temperature	°C (°F)	-45/+70 (-49/+158)		
Radiator	-	Extruded aluminium profile, anodized		
Mounting	-	Clip for mounting on DIN rail 35 mm EN50022		
Installation position	-	Best efficiency in vertical position		
Dimensions HxWxD	mm	55x40x40	55x40x40	65x40x40
Cable length	mm	400	400	400
Weight	kg	0.110	0.110	0.130
Conformity	-	CE		

\*at 20°C (68°F) ambient temperature

#### Accessories

Thermostat NC 0-60°C	THR02
Double thermostat NC 0-60°C NO 0-60°	THR22
Hygrothermostat 0-60°C 30-90%RH	ETUH22



### FMHT

FAN ASSISTED, COMPACT PTC HEATERS

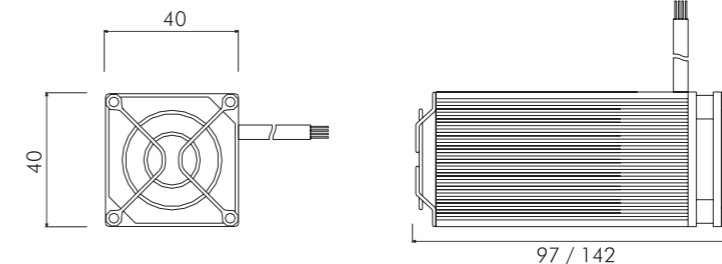


Features	Unit	FMHT75	FMHT100	FMHT150	FMHT230
Heating Capacity*	W	75	100	150	230
Power supply	V/Hz	Heater 110-250V AC/DC - Fan 24V AC/DC			
Max. current	A	4A	4A	6A	6A
Heating element type	-	PTC resistor, self regulating			
Radiator	-	Extruded aluminium profile, anodized			
Axial fan	-	Ball bearing, service life 50.000 hrs at 25°C (77°F), air flow rate 1.1 m <sup>3</sup> /h, free flow			
Electrical connections	-	Silicon cable, 4x0.5 mm <sup>2</sup> , length 400 mm			
Protection class IEC	-	Class I			
Protection degree EN60529	-	IP20			
Operating temperature	°C (°F)	-20/+70 (-4/+158)			
Storage temperature	°C (°F)	-25/+70 (-13/+158)			
Mounting	-	Clip for mounting on DIN rail 35 mm EN50022			
Installation position	-	Best performance in vertical installation			
Dimensions HxWxD	mm	97x40x40	97x40x40	132x40x40	142x40x40
Cable length	mm	400	400	400	400
Weight	kg	0.2	0.2	0.26	0.28
Conformity	-	CE			

\*at 20°C (68°F) ambient temperature

#### Accessories

Thermostat NC 0-60°C	THR02
Double thermostat NC 0-60°C NO 0-60°	THR22
Hygrothermostat 0-60°C 30-90%RH	ETUH22



### THV - THR THERMOSTATS

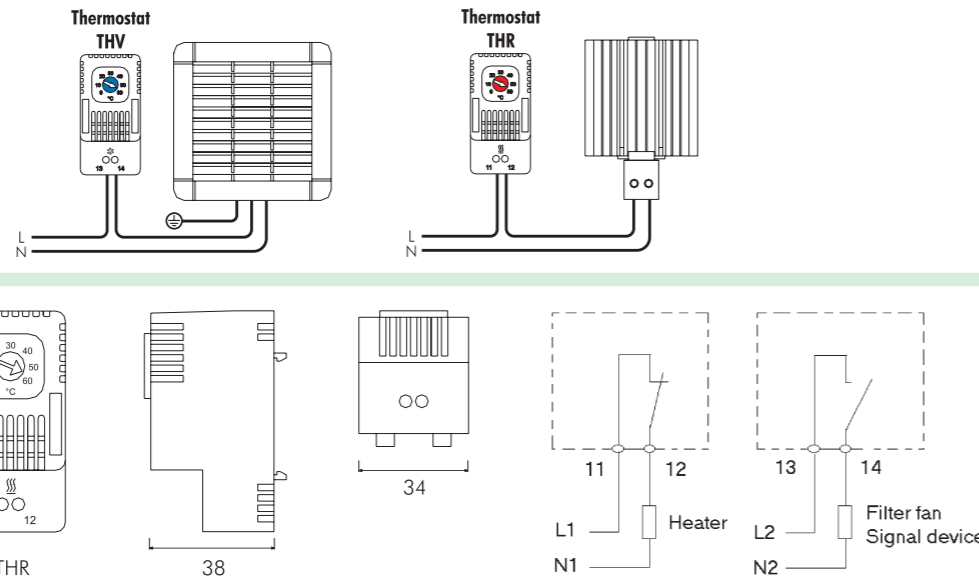
Compact Thermostat for DIN 35 mm. rail mounting.  
Based on bimetallic junction, provides high capacity NO or NC contact.  
Two versions available:

THVxx	NO Contact	●	Typically used for controlling ventilation devices
THRxx	NC Contact	●	Typically used for controlling heaters



Features	Unit	THR01	THR02	THR03	THV01	THV02	THV03
Contact function	-	NC	NC	NC	NO	NO	NO
Temperature setting range	°C	-10/+50	0/+60	+20/+80	-10/+50	0/+60	+20/+80
Hysteresis	°C	7 (tolerance +/-4)					
Max. switching current	-						
250Vac resistive load (ind. cos phi 0,6)	A	10 (2)					
120Vac resistive load (ind. cos phi 0,6)	A	15 (2)					
Max. switching power in Vdc	W	30					
Temperature sensor type	-	Thermostatic bimetal					
Contact type	-	Snap action					
Contact resistance	mOhm	< 10					
Service life	cycles	> 100,000					
Electrical connections	-	2-pole terminal for 2.5 mm <sup>2</sup> wire					
Casing	-	PA6, UL94 V0 self-extinguishing, light grey RAL 7035					
Protection degree EN60529	-	IP20					
Operating temperature	°C (°F)	-25/+80 (-13/+176)					
Storage temperature	°C (°F)	-45/+80 (-49/+176)					
Mounting	-	Clip for mounting on DIN rail 35 mm EN50022					
Installation position	-	Variable					
Conformity	-	CE					
Dimensions HxWxD	mm	68x34x38					
Weight	kg	48					

Accessories	GUIDADINPL	GUIDADINPL	GUIDADINPL	GUIDADINPL	GUIDADINPL	GUIDADINPL
DIN rail bracket						



### THRV - THVV DOUBLE-THERMOSTATS

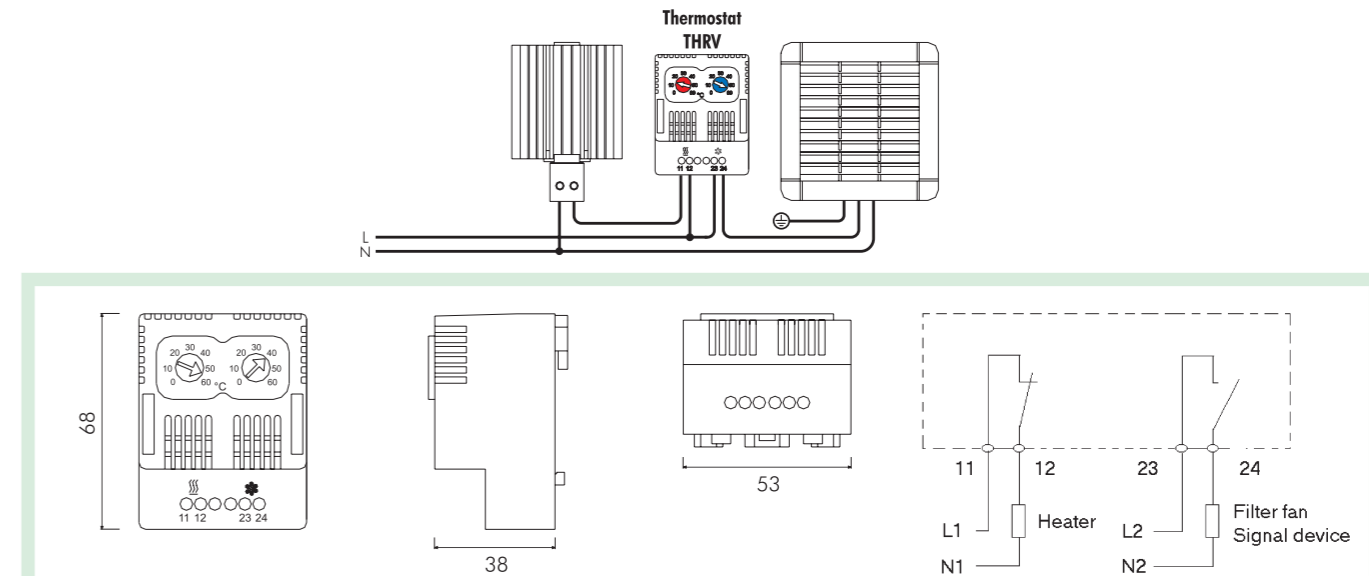
Compact double thermostat for DIN 35 mm. rail mounting.  
Based on bimetallic junction, provide high capacity and separated  
NO and NC contacts in different combinations.  
Three versions available:

THRV13	NC	●	NO	●
THRV22	NC	●	NO	●
THVV22	NO	●	NO	●



Features	Unit	THRV13	THRV22	THVV22
Contact function	-	NC	NO	NO
Temperature setting range	°C	-10/+50	+20/+80	0/+60
Hysteresis	°C	7 (tolerance +/-4)		
Max. switching current:				
at 250Vac resistive load (ind. cos phi 0,6)	A	10 (2)		
at 120Vac resistive load (ind. cos phi 0,6)	A	15 (2)		
Max. switching power in Vdc	W	30		
Temperature sensor type	-	Thermostatic bimetal		
Contact type	-	Snap action		
Contact resistance	mOhm	< 10		
Service life	cycles	> 100,000		
Electrical connections	-	2-pole terminal for 2.5 mm <sup>2</sup> wire		
Casing	-	PA6, UL94 V0 self-extinguishing, light grey RAL 7035		
Protection degree EN60529	-	IP20		
Operating temperature	°C (°F)	-25/+80 (-13/+176)		
Storage temperature	°C (°F)	-45/+80 (-49/+176)		
Mounting	-	Clip for mounting on DIN rail 35 mm EN50022		
Installation position	-	variable		
Conformity	-	CE		
Dimensions HxWxD	mm	68x53x38		
Weight	g	80		

Accessories	GUIDADINPL	GUIDADINPL	GUIDADINPL	GUIDADINPL	GUIDADINPL	GUIDADINPL
DIN rail bracket						





### ETUH

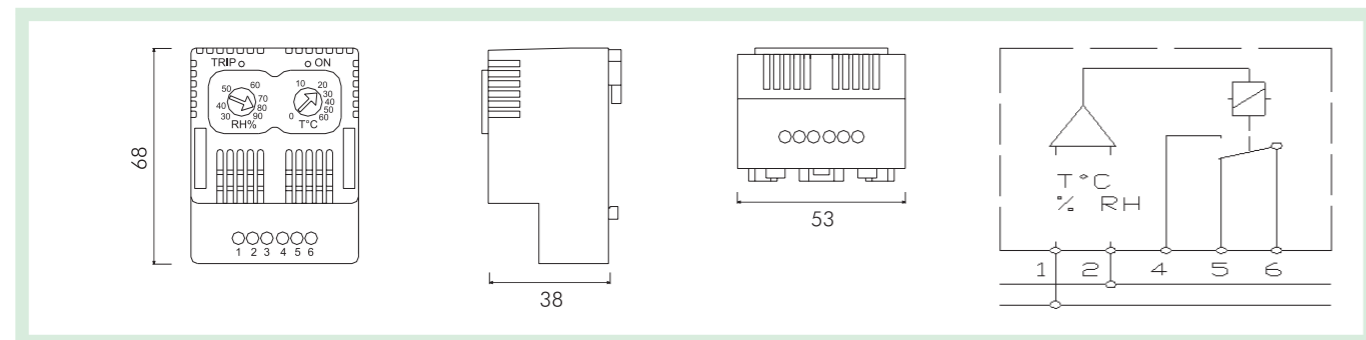
#### THERMO-HYGROSTAT

Electronic Hygrothermostat for DIN 35 mm. rail mounting. Typically used to control enclosure heaters. The change over contact triggers either for high humidity or low temperature, independently set adjustable. LED display of power on and status.



Features	Unit	ETUH1	ETUH2
Power supply	V/Hz	120/50-60	230/50-60
Temperature setting range	°C		0/+60
Temperature Hysteresis (accuracy)	°C		2 (+/-1)
Relative Humidity setting range	RH%		30-90
Relative Humidity Hysteresis	%		5
Reaction time	sec		60
Max. switching current			
NO at 250Vac resistive load	A		5
NO at 120Vac resistive load	A		10
NC at 250Vac resistive load	A		3
NC at 120Vac resistive load	A		6
at 30 Vdc	A		3
Contact type	-		Change over
Contact resistance	mOhm		< 10
Service life, n. cycles	cycles		> 100,000
Electrical connections	-		5-pole terminal for 2.5 mm <sup>2</sup> wire
Optical signal	-		LED
Casing	-		PA6, UL94 V0 self-extinguishing, light grey RAL 7035
Protection degree EN60529	-		IP20
Operating/Storage temperature	°C (°F)		-20/+80 (-4/+176)
Mounting	-		Clip for mounting on DIN rail 35 mm EN50022
Installation position	-		Vertical
Conformity	-		CE
Dimensions HxWxD	mm		68x53x38
Weight	g		105


Accessories	GUIDADINPL	GUIDADINPL
DIN rail bracket		



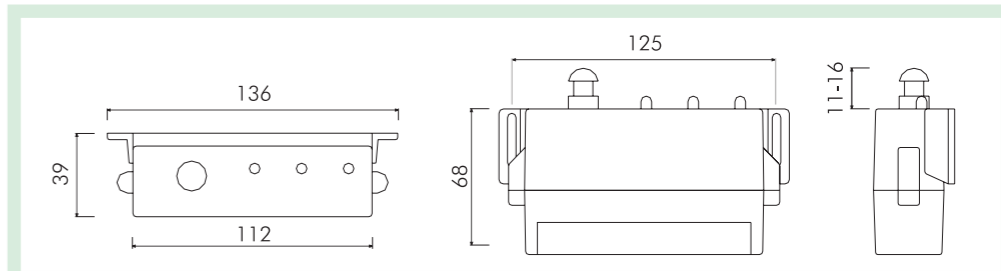
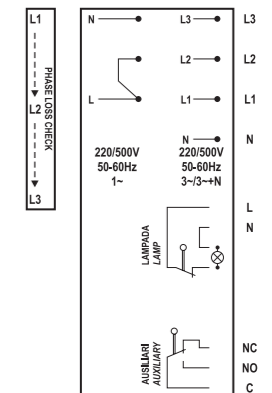
### FS

#### FLASHING SAFETY DEVICE

The flashing safety devices series FS prevents accidents, alerting the operator that the electrical system is live. The FS devices are suitable for connection to three or single-phase lines. FS is also a phase-loss and phase-sequence control device: in case of failure, it points out the missing phase. The device functions can be increased with auxiliary contacts that allow to switch-on the lamp when opening the cabinet door or to control other equipment inside the cabinet (air conditioner, etc.)



Features	Unit	FS	FSL	FSLA
Power supply	V/Hz	1ph 115-230/50-60 or 3ph 400/50-60		
Power on, Phase sequence, Phase loss	Yes/No	Yes	Yes	Yes
Signal	-	n° 3 LEDs, red	n° 3 LEDs, red	n° 3 LEDs, red
Contact for lamp	Yes/No	No	Yes	Yes
Contact type	-	-	NC	NC
Max current	A	-	5	5
Service life	Cycles	-	> 25.000	> 25.000
Auxiliary Contact	Yes/No	No	No	Yes
Contact type	-	-	-	Change over
Max current	A	-	-	5
Service life	Cycles	-	-	> 25.000
Probe extension	mm	Adjustable 11-16		
Casing	-	Poly-carbonate, Yellow		
Connection on terminals	mm <sup>2</sup>	n. 6x4	n. 8x4	n. 11x4
Mounting	-	Adjustable fixing bracket 125 mm interlock		
Protection degree EN60529	-	IP20		
Protection class	-	I		
Operating/Storage temperature	°C (°F)	-10 +70 (+14 +158)/-20 +80(-4 +176)		
Installation position	-	Variable		
Dimensions HxWxD	mm	34x112x68 (+16)		
Weight	kg	0,15		
Package dimensions HxWxD	mm	46x145x88		
Conformity	-	CE		



### FIN - DOOR LIMIT SWITCH

Required on most enclosures for safety and operation of auxiliary circuits, such as switching on lamps or switching off ventilation/air conditioning when the door is open. FIN Limit switches can be equipped with the optional bracket FINSTAFF for fixing and positioning.

Features	Unit	FINCOR	FINRIP
Contacts type	-	Zb type snap action (1NO+1NC)	
Rated current at 230V(400V) AC15	A	3,1(1,9)	
Protection degree EN60529	-	IP65	
Protection Class	-	II	
Operating temperature	°C	-25 +70	
Rated insulation voltage Ui	V	690	
Service life	Cycles	> 25.000	
Cable inlet	-	PG13,5 cable gland	
Mechanical lock	Yes/No	No	Yes
Dimensions HxWxD	mm	75x31x31	91x31x39
Weight	kg	0,04	0,05
Conformity	-	CE EN60947-5-1, IEC 947-5-1	






## LAMP CP22

COMPACT, HIGH EFFICIENCY ENCLOSURE LAMP

Fitted with Schuko socket and switch, it can be mounted with clips on DIN rail, on a bracket (ALFASTAFF) with screws or with magnetic fixing.  
It fits exactly one 19" height/unit (44 mm).

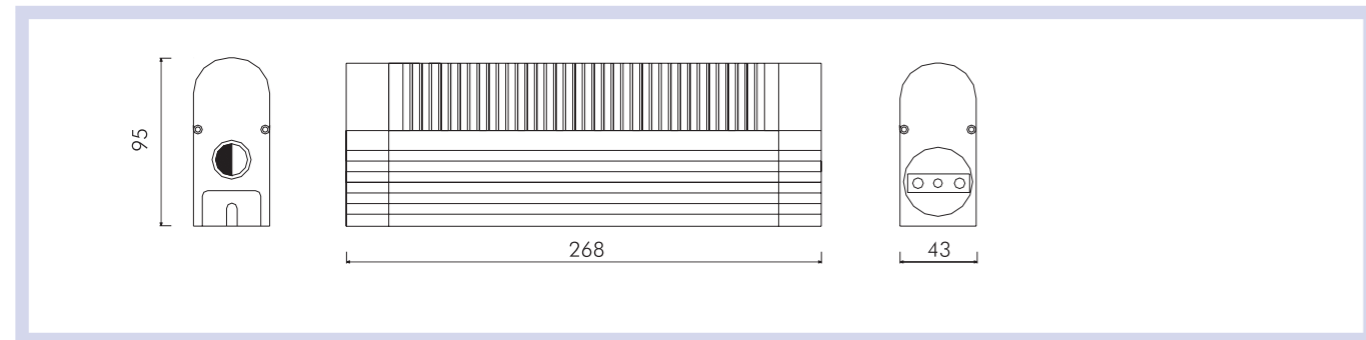


Features	Unit	LAMP CP22	LAMP SP22
Power supply	V/Hz	230/50	230/50
Schuko socket	-	Yes 6A	No
Luminosity	Lm	900	
Lamp type	-	high efficiency fluorescent lamp	
Power consumption	W	11	
Service life	hrs	5000	
Switch	-	On/Off for the lamp only	
Connection	-	3-pole terminal for 1.5 mm <sup>2</sup> wire	
Casing	-	Aluminium profile and ABS, UL94 V0, light grey	
Protection degree EN60529	-	IP20	
Protection class	-	Class I, earthed	
Operating temperature	°C(°F)	-20/+50 (-4/+122)	
Storage temperature	°C(°F)	-45/+80 (-49/+176)	
Mounting	-	Clip on DIN rail, magnet or bracket, see ordering code below	
Installation position	-	variable	
Dimensions HxWxD	mm	95x43x268	
Weight	kg	0.76	
Package dimensions HxWxD	mm	105x58x310	
Conformity	-	CE	



Versions		LAMP CP22+CLIP	LAMP SP22+CLIP
Clip mounting on DIN rail		LAMP CP22+CLIP	LAMP SP22+CLIP
Magnet mounting		LAMP CP22+MAGN	LAMP SP22+MAGN
Bracket mounting		LAMP CP22+STAF	LAMP SP22+STAF

Accessories		LAMP CP22	LAMP SP22
Bracket for lamp		ALFASTAFF	ALFASTAFF
Magnet for lamp		ALFAMAGNETE	ALFAMAGNETE
Door limit switch without block		FINCOR	FINCOR
Door limit switch		FINRIP	FINRIP
Safety flashing device with lamp switch		FSL	FSL
Safety flashing device with lamp and auxiliary switches		FSLA	FSLA



## LAMP 36

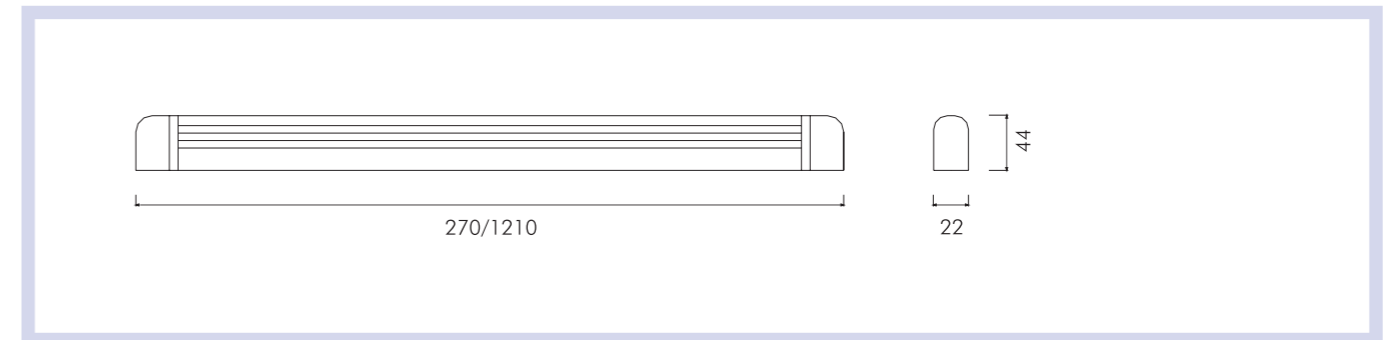
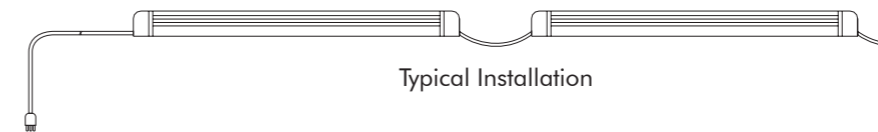
SLIM ENCLOSURE LAMP

Slim and versatile fluorescent lamp. More units can be connected together in a chain up to a total power of 100W, by using the addition interconnection cable including in the packaging.



Features	Unit	LAMP 3604	LAMP 3605	LAMP 3606	LAMP 3607	LAMP 3608
Power supply	V/Hz	230/50				
Lamp type	-	T5 fluorescent lamp with integrated electronic ballast				
Power consumption	W	6	8	13	21	28
Service life	hrs	5000				
Connection	-	Plug-in cable 1.8 m long inside the package				
Series of lamps	-	Possible with male/male extension cable, max 100W total series				
Casing	-	Plastic, white				
Protection degree/class	-	IP20/Class II				
Operating temperature	°C(°F)	-20/+50 (-4/+122)				
Storage temperature	°C(°F)	-45/+80 (-49/+176)				
Mounting	-	Screws, hidden behind the lamp				
Dimensions HxWxD	mm	270x44x22	345x44x22	570x44x22	910x44x22	1210x44x22
Weight	kg	0.33	0.36	0.50	0.53	0.60
Conformity	-	CE				

Accessories		LAMP 3604	LAMP 3605	LAMP 3606	LAMP 3607	LAMP 3608
Door limit switch without block		FINCOR	FINCOR	FINCOR	FINCOR	FINCOR
Door limit switch		FINRIP	FINRIP	FINRIP	FINRIP	FINRIP
Safety flashing device with lamp switch		FSL	FSL	FSL	FSL	FSL
Safety flashing device with lamp and auxiliary switches		FSLA	FSLA	FSLA	FSLA	FSLA
Plastic bracket		STAF36	STAF36	STAF36	STAF36	STAF36








## LAMP 3012

ENCLOSURE LAMP



Features	Unit	LAMP3012-10W	LAMP3012-15W	LAMP3012-18W	LAMP3012-30W
Power supply	V/Hz	230/50			
Lamp type	-	T8 fluorescent lamp with integrated electronic ballast			
Power consumption	W	10	15	18	30
Service life	hrs	5000			
Connection	-	3-pole terminal for 2.5 mm <sup>2</sup> wire			
Casing	-	Plastic, white			
Protection degree/class	-	IP20/Class I, earthed			
Operating temperature	°C(°F)	-20/+50 (-4/+122)			
Storage temperature	°C(°F)	-45/+80 (-49/+176)			
Mounting	-	Screws, hidden behind the lamp			
Dimensions HxWxD	mm	390x62x35	490x62x35	645x62x35	950x62x35
Weight	kg	0.45	0.7	0.85	1.25
Conformity	-	CE			

Accessories				
Door limit switch without block	FINCOR	FINCOR	FINCOR	FINCOR
Door limit switch	FINRIP	FINRIP	FINRIP	FINRIP
Safety flashing device with lamp switch	FSL	FSL	FSL	FSL
Safety flashing device with lamp and auxiliary switches	FSLA	FSLA	FSLA	FSLA



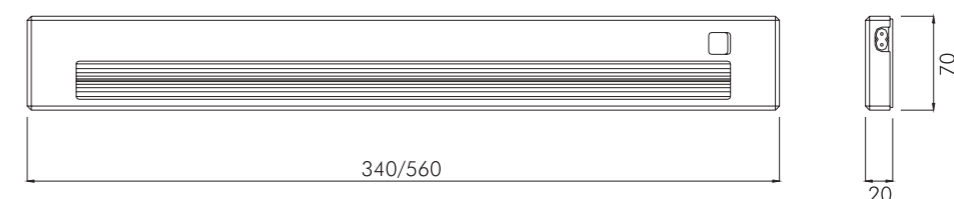
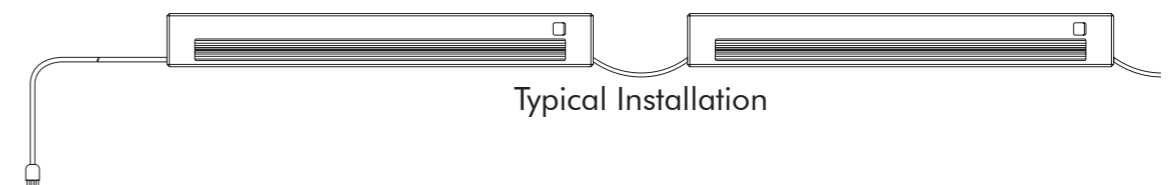
## LAMP 2005

Slim and versatile fluorescent lamp. More units can be connected together in a chain up to a total power of 100W, by using the addition interconnection cable including in the packaging.



Features	Unit	LAMP2005-8W	LAMP2005-13W
Power supply	V/Hz	230/50	
Lamp type	-	T5 fluorescent lamp with integrated electronic ballast	
Power consumption	W	8	13
Service life	hrs	5000	
Connection	-	Plug-in cable 1.8 m long inside the package	
Series of lamps	-	Possible with male/male extension cable, max 100W total series	
Casing	-	Plastic, white	
Protection degree/class	-	IP20/Class II	
Operating temperature	°C(°F)	-20/+50 (-4/+122)	
Storage temperature	°C(°F)	-45/+80 (-49/+176)	
Mounting	-	Screws, hidden behind the lamp	
Dimensions HxWxD	mm	340x70x20	560x70x20
Weight	kg	0.50	0.70
Conformity	-	CE	

Accessories		
Door limit switch without block	FINCOR	FINCOR
Door limit switch	FINRIP	FINRIP
Safety flashing device with lamp switch	FSL	FSL
Safety flashing device with lamp and auxiliary switches	FSLA	FSLA





### ALFASOCKET

#### DIN RAIL SOCKET

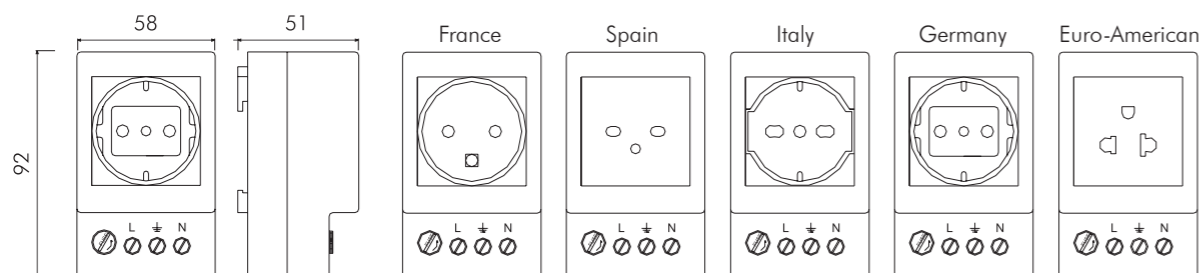
For mounting on 35 mm DIN rail. Wire connections on terminals. It provides a power supply for electrical tools or instruments during installation, operation and maintenance. Available in five different national standards and in two basic versions: without and with limiting fuse 6.3A.



Features	Unit	ALFASOCKET01	ALFASOCKET02	ALFASOCKET03	ALFASOCKET04	ALFASOCKET05
Standard	-	Germany	Italy	France	Euro-American	Spain
Voltage	V	250	250	250	125	250
Max current	A	16	16	16	16	16
Electrical connections	-	3-pole terminal for 2.5 mm <sup>2</sup> wire				
Casing	-	ABS, UL94 VO self-extinguishing, light grey RAL 7035				
Protection degree	-	IP20				
Protection class	-	Class I				
Operating temperature	-	-25/+60 (-13/+140)				
Storage temperature	°C (°F)	-45/+60 (-49/+140)				
Mounting	-	Clip for mounting on DIN rail 35 mm EN50022				
Conformity	-	CE				
Dimensions HxWxD	mm	92x57x51				
Weight	g	105				

Versions	ALFASOCKET01F	ALFASOCKET02F	ALFASOCKET03F	ALFASOCKET04F	ALFASOCKET05F
with fuse 6.3 A					

Accessories	GUIDADINPL	GUIDADINPL	GUIDADINPL	GUIDADINPL	GUIDADINPL



### ALFAPRSCH



#### DIN RAIL SOCKET

Cost-effective Schuko socket for DIN rail mounting.

Features	Unit	
Rated voltage, max	V	250
Maximum current	A	16
Dimensions HxWxD	mm	70x53x60
Weight	kg	0,04
Conformity	-	CE

### ALFATASC



#### WIRING DIAGRAM HOLDER

Suitable for holding documents max. A4 format (297x210 mm).

Clean carefully the mounting surface and wait at least 12 hr. before loading.

Features	Unit	
Material	-	ABS
Color	-	RAL 7032 or 7035
Fixing	-	bi-adhesive tape
Dimensions HxWxD	mm	264x235x35
Weight	kg	0,185
Conformity	-	CE

### PRESSCOMP




#### PRESSURE EQUALIZER

Sealed enclosures when subject to external temperature fluctuations develop pressure differential toward the ambient. As a consequence entrance of dust and/or humidity is likely to happen through leakage points. Installing a PRESSCOMP prevents this risk while preserving a high protection degree for the enclosure.

Features	Unit	
Material	-	ABS self-extinguishing RAL 7035
Protection degree	-	IP45
Fixing	-	screws with rubber gasket
Dimensions HxWxD	mm	70x50x21
Weight	kg	0,022
Conformity	-	CE

### GUIDADINPL



#### FIXING DEVICE

A practical solution for mounting small devices or DIN 35 mm rail without the necessity of drilling holes on the cabinet. The double-sided adhesive band can bear a continuous load of 0,5 kg. Before fixing, clean carefully the mounting surface and wait at least 24hr before loading.

Features	Unit	
Material	-	ABS self-extinguishing Black
Maximum load	kg	0,5
Application temperature	°C	+10 min.
Operating temperature	°C	-30 +70
Mounting surfaces	-	all, except poly-ethylene, poly-propylene and rubber
Dimensions HxWxD	mm	42x36x11
Weight	kg	0,015
Conformity	-	CE



**PKC PARTO KHAZEN CO.**

[www.pkc-capacitor.com](http://www.pkc-capacitor.com)

[Teslakala.com](http://Teslakala.com)