

SIRIUS SOFT STARTER, SIZE S3, 80A, 45KW/400V,
40 DEGREES, 200-480V AC, 110-230V AC/DC,
SCREW TERMINALS



General technical data		
product brandname		SIRIUS
<ul style="list-style-type: none"> • Product equipment Integrated bypass contact system 		Yes
<ul style="list-style-type: none"> • Product feature Thyristors 		Yes
Product function		
<ul style="list-style-type: none"> • Intrinsic device protection 		No
<ul style="list-style-type: none"> • motor overload protection 		No
<ul style="list-style-type: none"> • Evaluation of thermistor motor protection 		No
<ul style="list-style-type: none"> • External reset 		No
<ul style="list-style-type: none"> • Adjustable current limitation 		No
<ul style="list-style-type: none"> • Inside-delta circuit 		No
Product component Motor brake output		No
Equipment marking acc. to DIN EN 61346-2		Q
Equipment marking acc. to DIN 40719 extended according to IEC 204-2 acc. to IEC 750		G
Power Electronics		
Product designation		Soft starter

Operating current		
• at 40 °C rated value	A	80
• at 50 °C rated value	A	73
• at 60 °C rated value	A	66
Mechanical power output for three-phase motors		
• at 230 V		
— at standard circuit at 40 °C rated value	W	22 000
• at 400 V		
— at standard circuit at 40 °C rated value	W	45 000
Yielded mechanical performance [hp] for three-phase AC motor at 200/208 V at standard circuit at 50 °C rated value	hp	20
Operating frequency rated value	Hz	50 ... 60
Relative negative tolerance of the operating frequency	%	-10
Relative positive tolerance of the operating frequency	%	10
Operating voltage at standard circuit rated value	V	200 ... 480
Relative negative tolerance of the operating voltage at standard circuit	%	-15
Relative positive tolerance of the operating voltage at standard circuit	%	10
Minimum load [% of IM]	%	10
Continuous operating current [% of I _e] at 40 °C	%	115
Power loss [W] at operating current at 40 °C during operation typical	W	12

Control electronics		
Type of voltage of the control supply voltage		AC/DC
Control supply voltage frequency 1 rated value	Hz	50
Control supply voltage frequency 2 rated value	Hz	60
Relative negative tolerance of the control supply voltage frequency	%	-10
Relative positive tolerance of the control supply voltage frequency	%	10
Control supply voltage 1 at AC at 50 Hz	V	110 ... 230
Control supply voltage 1 at AC at 60 Hz	V	110 ... 230
Relative negative tolerance of the control supply voltage at AC at 60 Hz	%	-15
Relative positive tolerance of the control supply voltage at AC at 60 Hz	%	10
Control supply voltage 1 at DC	V	110 ... 230
Relative negative tolerance of the control supply voltage at DC	%	-15
Relative positive tolerance of the control supply voltage at DC	%	10

Display version for fault signal		red
----------------------------------	--	-----

Mechanical data

Size of engine control device		S3
Width	mm	70
Height	mm	170
Depth	mm	190
Mounting type		screw and snap-on mounting
Mounting position		With vertical mounting surface +/-10° rotatable, with vertical mounting surface +/- 10° tiltable to the front and back
Required spacing with side-by-side mounting		
• upwards	mm	60
• at the side	mm	30
• downwards	mm	40
Installation altitude at height above sea level	m	5 000
Wire length maximum	m	300
Number of poles for main current circuit		3

Connections/Terminals

Type of electrical connection		
• for main current circuit		screw-type terminals
• for auxiliary and control current circuit		screw-type terminals
Number of NC contacts for auxiliary contacts		0
Number of NO contacts for auxiliary contacts		1
Number of CO contacts for auxiliary contacts		0
Type of connectable conductor cross-sections for main contacts for box terminal using the front clamping point		
• solid		2x (2.5 ... 16 mm ²)
• finely stranded with core end processing		2.5 ... 35 mm ²
• stranded		4 ... 70 mm ²
Type of connectable conductor cross-sections for main contacts for box terminal using the back clamping point		
• solid		2x (2.5 ... 16 mm ²)
• finely stranded with core end processing		2.5 ... 50 mm ²
• stranded		10 ... 70 mm ²
Type of connectable conductor cross-sections for main contacts for box terminal using both clamping points		
• solid		2x (2.5 ... 16 mm ²)
• finely stranded with core end processing		2x (2.5 ... 35 mm ²)
• stranded		2x (10 ... 50 mm ²)

Type of connectable conductor cross-sections at AWG conductors for main contacts for box terminal <ul style="list-style-type: none"> • using the back clamping point • using the front clamping point • using both clamping points 		10 ... 2/0 10 ... 2/0 2x (10 ... 1/0)
Type of connectable conductor cross-sections for DIN cable lug for main contacts <ul style="list-style-type: none"> • finely stranded • stranded 		2 x (10 ... 50 mm ²) 2x (10 ... 70 mm ²)
Type of connectable conductor cross-sections for auxiliary contacts <ul style="list-style-type: none"> • solid • finely stranded with core end processing 		2x (0.5 ... 2.5 mm ²) 2x (0.5 ... 1.5 mm ²)
Type of connectable conductor cross-sections at AWG conductors <ul style="list-style-type: none"> • for main contacts • for auxiliary contacts 		2x (7 ... 1/0) 2x (20 ... 14)

Ambient conditions

Ambient temperature <ul style="list-style-type: none"> • during operation • during storage 	°C	-25 ... +60 -40 ... +80
Derating temperature	°C	40
Protection class IP		IP00

Certificates/approvals

General Product Approval	EMC	Declaration of Conformity
 CCC  CSA  UL	 EAC  C-Tick	 CE EG-Konf.

Test Certificates	other
Typprüfbescheinigung/Werkszeugnis spezielle Prüfbescheinigungen n	sonstig Umweltbestätigung Bestätigungen

UL/CSA ratings

Yielded mechanical performance [hp] for three-phase AC motor <ul style="list-style-type: none"> • at 220/230 V 		
---	--	--

- at standard circuit at 50 °C rated value
- at 460/480 V
- at standard circuit at 50 °C rated value

hp	25
hp	50
Contact rating of auxiliary contacts according to UL	
B300 / R300	

Further information

Simulation Tool for Soft Starters (STS)

<https://support.industry.siemens.com/cs/ww/en/view/101494917>

Information- and Downloadcenter (Catalogs, Brochures,...)

<http://www.siemens.com/industrial-controls/catalogs>

Industry Mall (Online ordering system)

<https://mall.industry.siemens.com/mall/en/en/Catalog/product?mlfb=3RW3046-1BB14>

Cax online generator


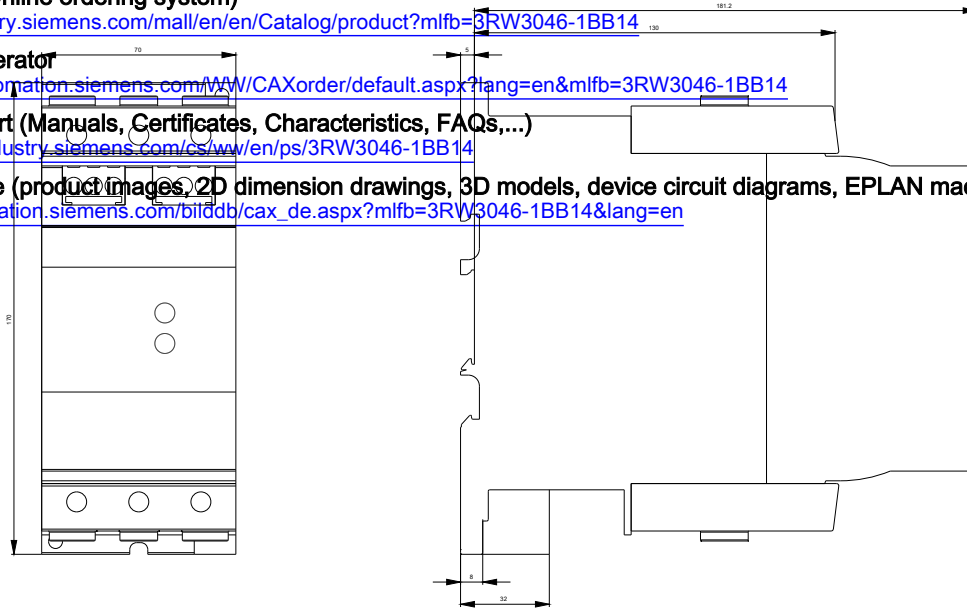
<http://support.automation.siemens.com/WW/CAXorder/default.aspx?lang=en&mlfb=3RW3046-1BB14>

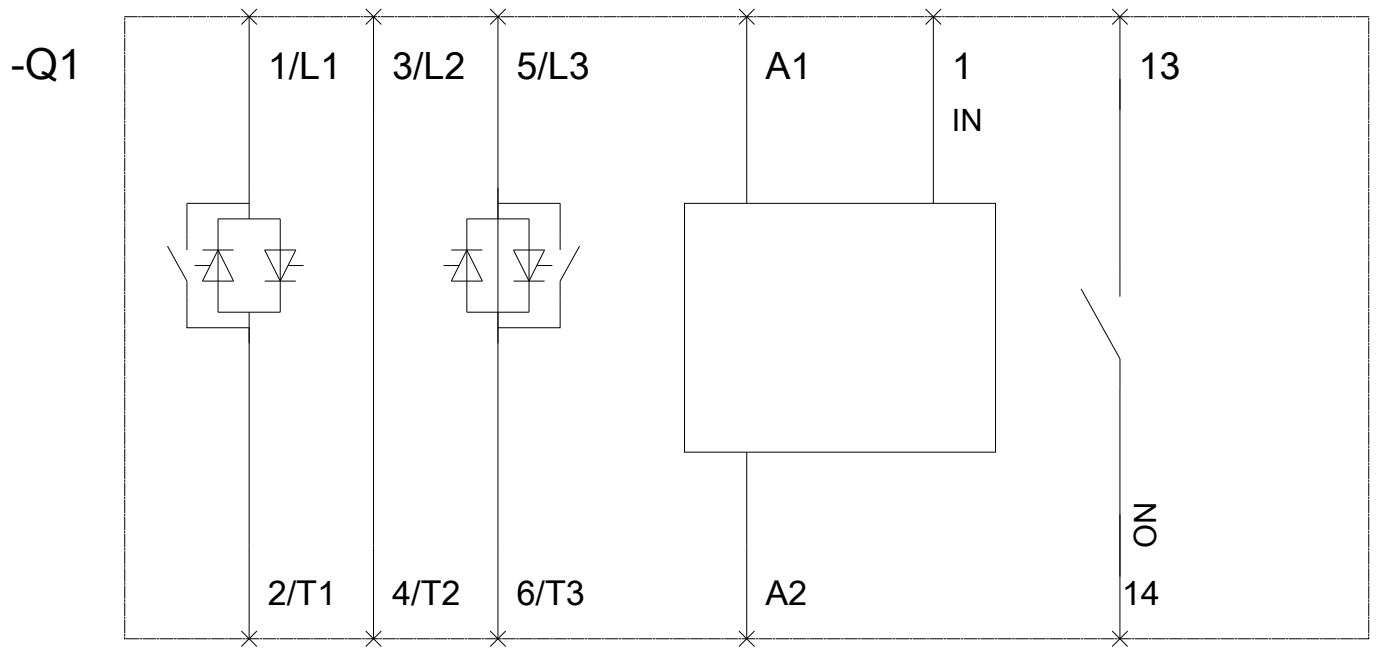
Service&Support (Manuals, Certificates, Characteristics, FAQs,...)

<https://support.industry.siemens.com/cs/ww/en/ps/3RW3046-1BB14>

Image database (product images, 2D dimension drawings, 3D models, device circuit diagrams, EPLAN macros, ...)

http://www.automation.siemens.com/biiddb/cax_de.aspx?mlfb=3RW3046-1BB14&lang=en





last modified:

02/10/2017